



# The Moon is artificial

Document and music  
by  
Vesa Valtonen

**MOONFACT.COM**

Moon videos with data and info with facts about the moon anomalies found.

Moon photo by Marie Lähteenmaa

# The Moon is artificial

I am a Finnish composer with my own radio

> Radio Vesa Valtonen <

<https://vesavaltonen.com>

(for cellular in Play Store  
search for Radio Vesa Valtonen)



**MOONFACT.COM**

Moon videos with data and info with facts about the moon anomalies found.

Moon photo by Marie Lähteenmaa



# The Moon is artificial

I am very interested in  
the Moon exploration  
and thus I founded  
the web-page:

<https://moonfact.com>



**MOONFACT.COM**

Moon videos with data and info with facts about the moon anomalies found.

Moon photo by Marie Lähteenmaa

# The Moon is artificial

I have published  
in Youtube:

“Apollo 17: Anomalies and  
optical illusions on the Moon”

<https://youtu.be/4Enq83nBzP8>



**MOONFACT.COM**

Moon videos with data and info with facts about the moon anomalies found.

Moon photo by Marie Lähteenmaa

# The Moon is artificial

I have published:

- 1) [Proof of Life on Mars](#)
- 2) [Mars Stones and Animals](#)
- 3) [Mars Human-like Creatures](#)



**MOONFACT.COM**

Moon videos with data and info with facts about the moon anomalies found.

Moon photo by Marie Lähteenmaa



# The Moon is artificial

In this document I will present the proof that:

## Our Moon is artificial

Yes. I know that it sounds unbelievable and even absolutely crazy. But ... there are Moments in life one has to be like Don Quixote and fight against the wind mills.



# The Moon is artificial

After carefully studying thousands of Moon images and hundreds of related videos, I present my own view of the Moon here. Whenever possible, I try to prove my point with photos and videos. However, for copyright reasons, I can't attach the videos directly to this document and I just have to refer to them. Therefore, when prompted, pause this video and open a new window to watch related videos.

# The Moon is artificial



So let's start:

- We all know our Moon... Don't we?
- For centuries we have been told that the Moon is a natural space object, cold and probably uninhabitable as well. Now let's see...
- When you will contemplate carefully the Moon you actually have already the solution...

# The Moon is artificial

- When I will publish this report there will be many Scientist saying that this report is nothing new and they already knew of this... If they already knew .. **“WHY THEY DID NOT ACT PUBLISHING IT?”**
- I hope you know the story of the egg of Columbus.

# The Moon is artificial



What about NASA?

- Between 1969 and 1972, NASA did send 12 astronauts to the Moon in the famous Apollo Program. Did NASA ever tell you that the Moon is artificial? No... Not a word... Why?
- Why has NASA been silent for more than 50 years?



# The Moon is artificial

- Did NASA ever pinpoint in the published pictures any building, any massive construction or anything that might suggest that there are intelligent creatures on the Moon?
- On the contrary in the published pictures NASA has continually painted over anything that might reveal life on the Moon.

# The Moon is artificial

The proof of our Moon being artificial is based partly on the pictures published by NASA.

- How come? Yes the original pictures by NASA are extremely good proof, because people believe in NASA. I just have to pinpoint the important proofs existing in those NASA pictures.

# The Moon is artificial

The following is a photograph taken by the Apollo 11 crew of the Mendeleev crater on the other side of the moon (AS11-36-5407 Northeast rim of the crater Mendeleev on the lunar far-side 250-mm lens 16 ° N 150 ° E). I think this picture should be studied in more detail (note the lower left corner of the area in which I have marked tentatively).

AS11-36-5407

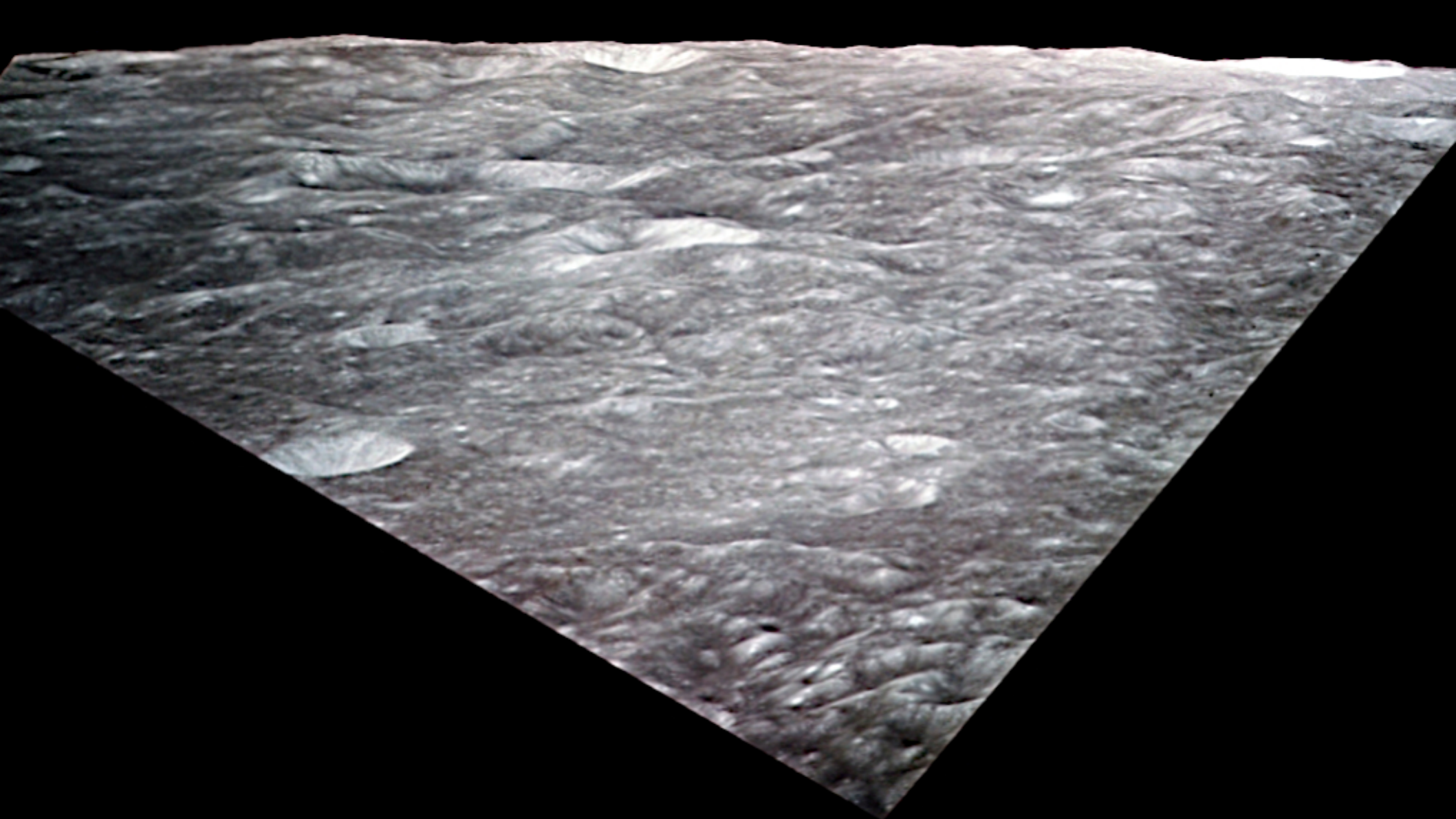


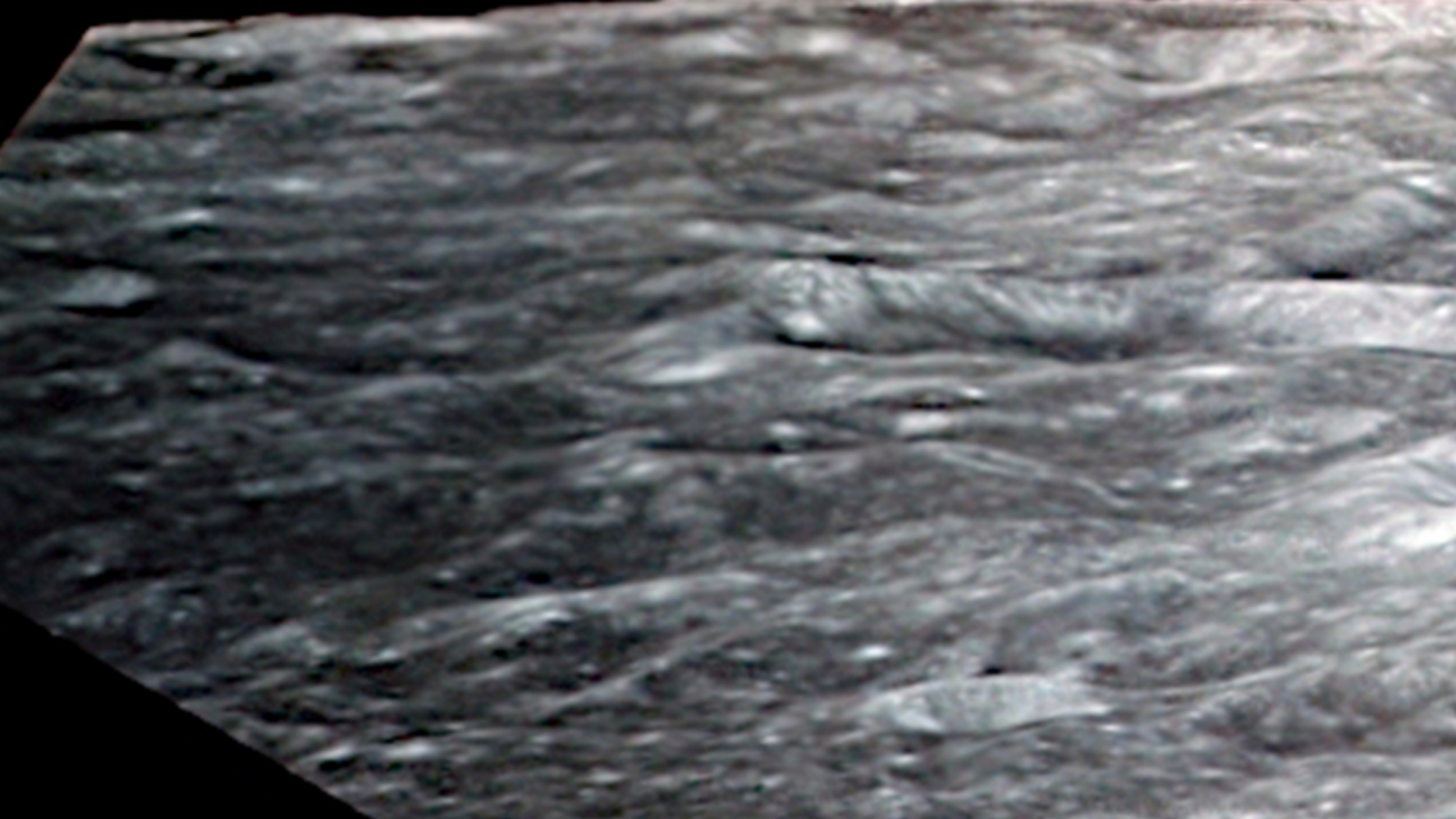


# The Moon is artificial

Here's my own modest attempt to illustrate the area. I am sorry for the poor quality of the images, but removing any overpainting isn't quite easy.

(I'm sure that in the world there are many people who are better able to bring out the details of various areas in the image of Mendelev Crater.)







# The Moon is artificial

So NASA never told you about the real structure of the Moon. All those huge metal bars and/or axles which make the internal structure of the moon. And they never told you either that the Moon has a tremendous amount of huge tubes and pipes, a real network of distribution of “something”. (I say “something” because in the photos we can clearly see the tubes and pipes, but not what is flowing in them.)




# The Moon is artificial

This document is based on the Near side of the Moon visible to us. There is not enough information about the Far side of the Moon to draw conclusions. So it is entirely possible that the side visible to us is like an artificial appendage to the natural Far side of the Moon and that the Moon was originally an all-natural celestial body. What is clear, however, is that the Near side of the Moon, at least today, is largely artificial.

# The Moon is artificial


NASA never told you about the huge amount of “Motors” and / or “Generators” and / or “Pumps” which are visible all over the Moon - often partly hidden or under some kind of camouflage. So we start here by presenting a photo taken by Apollo 12 crew on the Moon. First the whole picture and then some snapshots of the right upper corner of the image (AS12-46-6863).





**AS12-46-6863**



A black and white photograph of the lunar surface, showing a rocky terrain with numerous craters and craters. A large, dark, irregular shadow is cast across the lower right portion of the image. In the upper left, a small, white, rectangular object is circled. In the upper right, several thin, dark lines radiate from a central point, each ending in an arrow pointing to a specific location on the surface. The text "Apollo 12 scientific equipment" is written in a sans-serif font, positioned to the right of the circled object. The text "Moon tubes (or pipes)" is written in a sans-serif font, positioned above the radiating lines. The text "Area of special interest" is written in a bold, sans-serif font, positioned in the lower left quadrant. The text "AS12-46-6863" is written in a large, bold, sans-serif font at the bottom of the image.


Apollo 12  
scientific  
equipment

Moon tubes (or pipes)

**Area of special interest**

**AS12-46-6863**



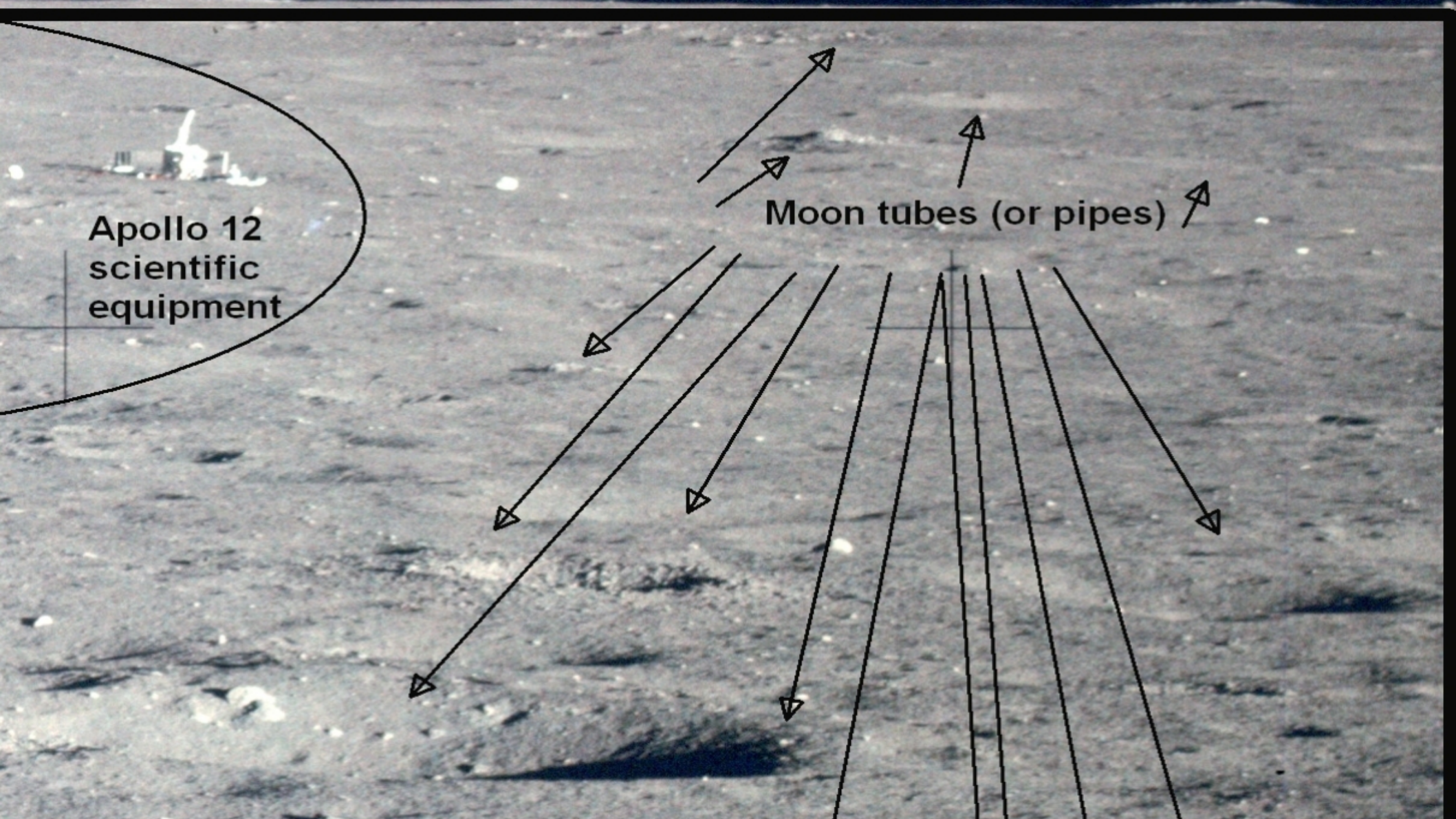
A photograph of the lunar surface from the Apollo 12 mission. In the upper left, a large black oval encloses a small white structure, identified as the Apollo 12 scientific equipment. In the upper right, several black arrows point to thin, vertical structures on the ground, labeled 'Moon tubes (or pipes)'. In the bottom left, the text 'Area of special interest' is written. The lunar surface is covered in dark, granular soil and numerous small rocks.

Apollo 12  
scientific  
equipment

Moon tubes (or pipes)

Area of special interest






A photograph of the lunar surface from the Apollo 12 mission. In the upper left, the Lunar Module is visible. The foreground is covered in dark, granular soil with numerous small craters and rocks. A series of lines with arrowheads at their ends radiate from a central point in the upper right, pointing towards various locations on the surface. A horizontal line also passes through this central point. The annotations are handwritten in black ink.

Apollo 12  
scientific  
equipment

Moon tubes (or pipes)





# The Moon is artificial



Did NASA ever mention these tubes or pipes?

There are some small black areas in the previous image. The question is: Who added the black paint on these interesting items to make them less visible?

What a coincidence!

# The Moon is artificial – An illusion?

I have given the name “Mr. Moonpal ”as the word referring collectively to the governing body of the Moon - it can refer to a governing dictator, president, Governor or a collective body like government, parliament, generals with military rule or what ever. We don't know. But this Mr. Moonpal is extremely cunning and surprisingly excellent in mechanical engineering.

**MOONFACT.COM**

Moon videos with data and info with facts about the moon anomalies found.

Moon photo by Marie Lähdenmaa

# The Moon is artificial – An illusion?

But Mr. Moonpal is also a master of optical Illusions.

So we can't totally trust what we will see in any of the photos taken of the Moon or on the Moon.



# The Moon is artificial – An illusion?

Please take a look in the youtube video “Anomalies and optical illusions on the Moon” and you will understand better.

- Actually almost all the photos taken of the Moon and on the Moon have optical illusions.
- So if possible always double check any suspicious objects found in the photos.
- The previous rule of double checking also applies to me.

# The Moon is artificial – An illusion?

I have tried to double check everything. NASA photos are not completely reliable either. So I have tried to verify from other sources. So far the Russian, Chinese, Japanese and Indian photos have actually helped very little. (Though even there one has to take care for Mr. Moonpal and the Moon optical Illusions.)

# The Moon is artificial



The internal structure of the moon resembles the mechanical structure of old clocks. There are gear wheels and axles of all sizes. As the clockwork works, the image of the moon we see lives and is constantly changing.

# The Moon is artificial

The following figure shows 4 different things:

1. The surface of the moon is made up of different planes as here. There can be up to dozens of levels.
2. The surface layer of the moon is quite thin, but usually contains many layers of metal.
3. The mechanism of the moon resembles the structure of old clocks, so a kind of clockwork mechanism.
4. The clockwork mechanism moves many things, e.g. tin pictures in crater openings.



AS12-46-6741

Clockwork mechanism

Movable tin  
plate pictures.





# The Moon is artificial


The following picture shows an example of the different surface layers of the Moon.

The Apollo 17 landing site is marked with an asterisk in the image.

The second photo (of Rima Hyginus) shows how fragile the surface actually is.



Nasa\_M192703697LR-1



AS10-31-4650

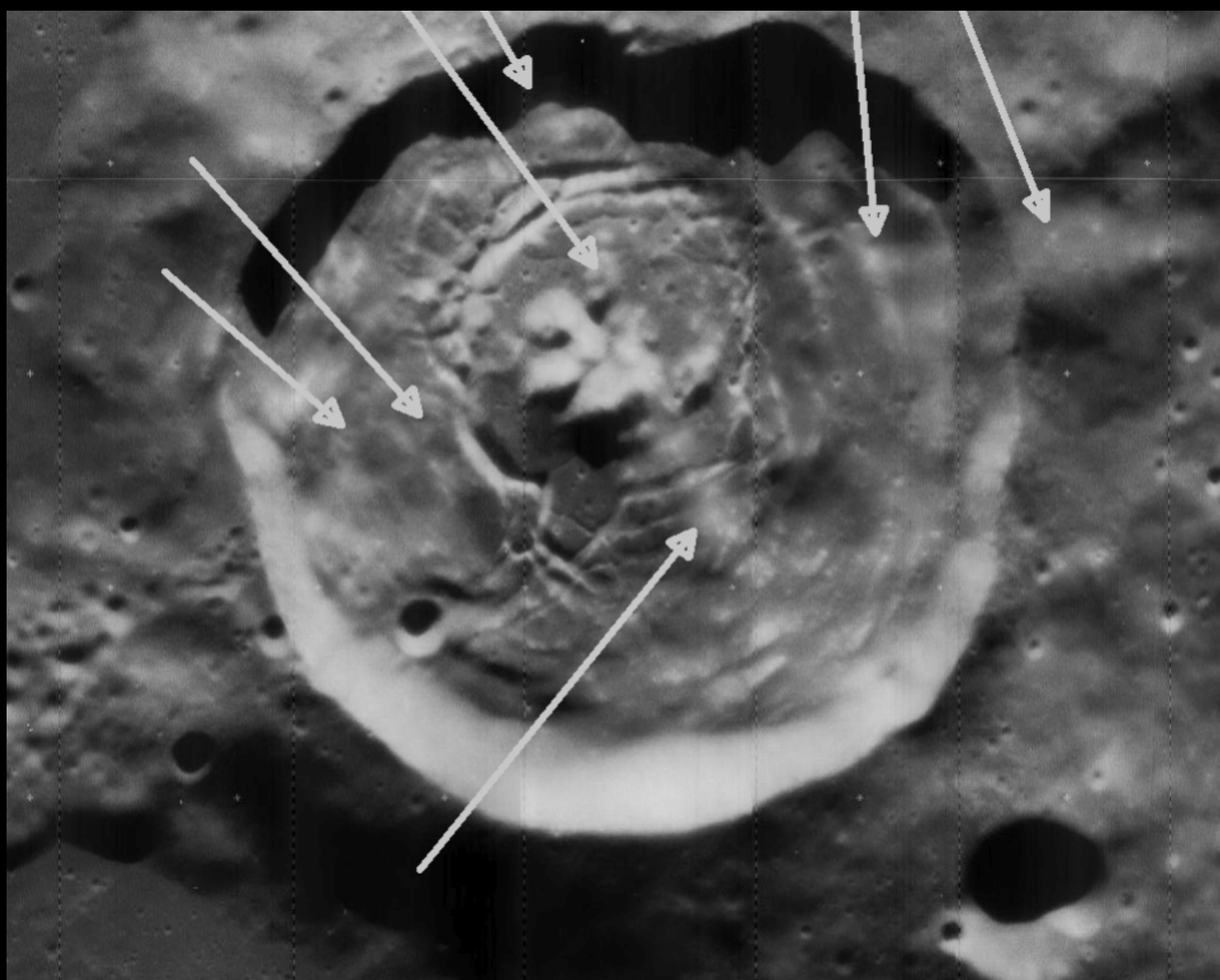
# The Moon is artificial - Camouflage

An image of Vitello Crater is a very good example of the type of camouflage you will encounter everywhere on the Moon.

1. A photo of Vitello Crater without any type of manipulation.
2. The same photo after I have manipulated it to see better the important objects.







# The Moon is artificial

When studying the pictures you will notice that there are plenty of structures to be seen through the glassy surface. Here is an example of some huge tubes below the surface of the sea or “mare”.

Please remember that there is no water in these “Seas”.

Notice how on the border of the sea there is almost no soil nor sand - only scrap metal.





# The Moon is artificial

In some places there are really a lot of tubes, motors, generators and pumps. They are huge!

The tubes can have diameter in kilometers. The other stuff can have dimensions in tens or even in hundreds of kilometers (without exaggeration!).

No company on Earth could manufacture tubes, pipes or other equipment of that size.

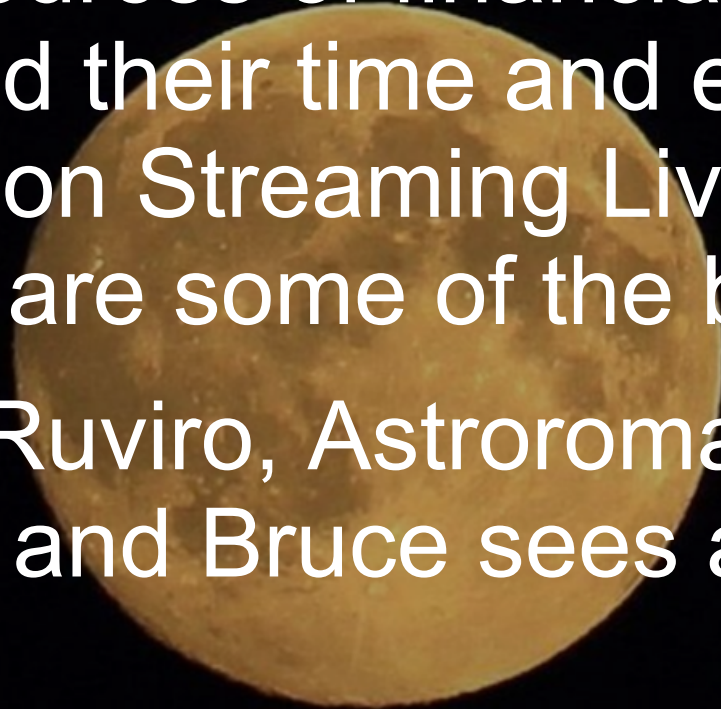
# The Moon is artificial

More reliable sources of information have come from several Amateur astronomers who are transmitting in the internet Moon Streaming Live sessions. The Uncensored direct live screens have been tested to be valuable sources of information. (Though even there one has to take care for Mr. Moonpal and the Moon optical Illusions.)


# The Moon is artificial

I thank the Amateur astronomers who without great sources of financial help have contributed their time and effort in sending out Moon Streaming Live sessions. Here are some of the best ones:

Cindi Loohoo, Ruviro, Astroromantik, P&K SpaceImaging, and Bruce sees all.



# The Moon is artificial



The Moon Streaming Live sessions have taught me in a couple of hours more than I have been able to learn studying NASA images for years.

If you want to see them yourself then Moonfact.com has several good Moon Streaming Live -sessions listed and ready for viewing.

**MOONFACT.COM**

Moon videos with data and info with facts about the moon anomalies found.

Moon photo by Marie Lähteenmaa



# The Moon is artificial - The proof

So here is the real structure of the Moon:

- The Moon diameter is 3476 km. It has a relatively thin surface layer. “Mares” being covered with transparent glassy material (product of sand crystals). Large areas seem to be covered with metal sheets or plates and a few meters thick sand layer of glassy sand called “regolith”.

**MOONFACT.COM**

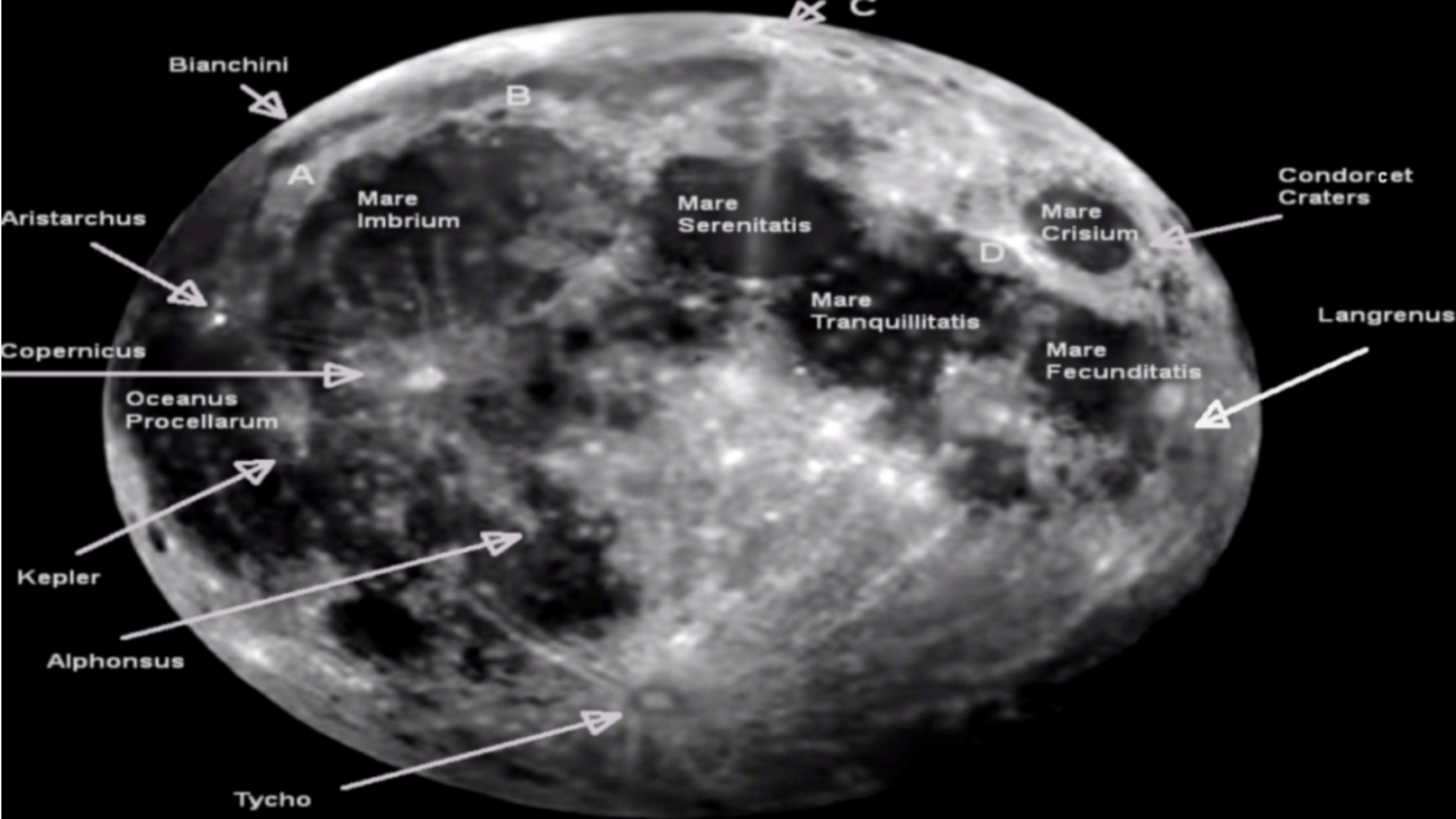
Moon videos with data and info with facts about the moon anomalies found.

Moon photo by Marie Lähteenmaa

# The Moon is artificial - The proof

- . Internally there are some huge metal columns or axles that support the outer surface layer.

Please study carefully the following image



# The Moon is artificial

- Really one needs a larger screen to be able to see the details (especially there is a problem with small screens).
- But don't worry. We are going to look at different parts of the Moon in much more detail.



# The Moon is artificial

- In the following pictures we will have some important areas on the northern part of the Moon.

Please note the location of letters A, B, C and D.



A

Mare  
Imbrium

B

Mare  
Serenitatis

C

Mare  
Crisium

D

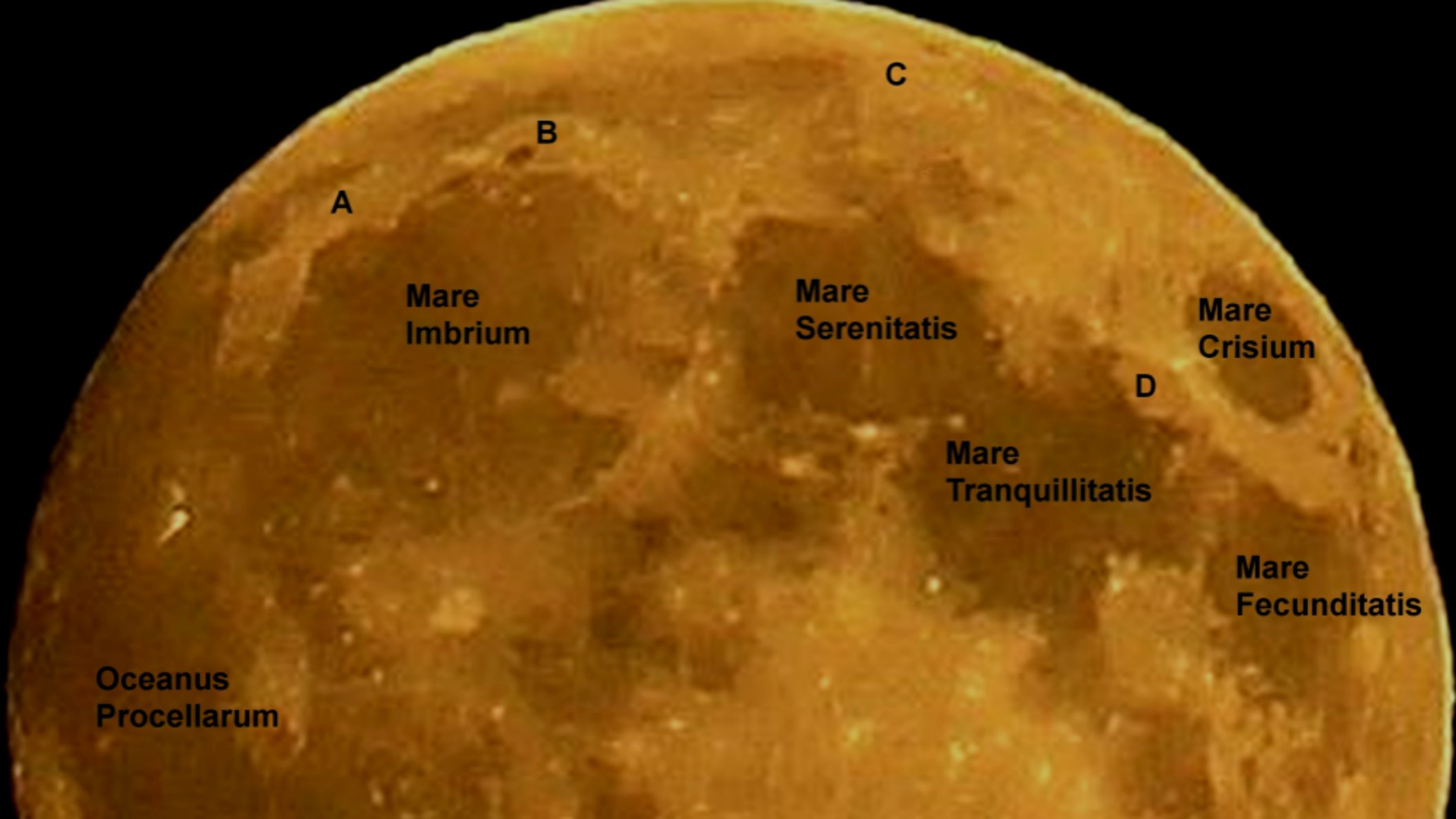
Mare  
Tranquillitatis

Mare  
Fecunditatis

Oceanus  
Procellarum

Mare  
Nubium

Mare  
Humorum



C

B

A

Mare  
Imbrium

Mare  
Serenitatis

Mare  
Crisium

D

Mare  
Tranquillitatis

Mare  
Fecunditatis

Oceanus  
Procellarum



# The Moon is artificial

- Next we contemplate the locations of A and B at the northern part of Mare Imbrium.
- Note that these are huge areas and constructions. The distance between A and B is several hundred kilometers.
- For comparison the diameter of Mare Imbrium is 1145 km.



**A**

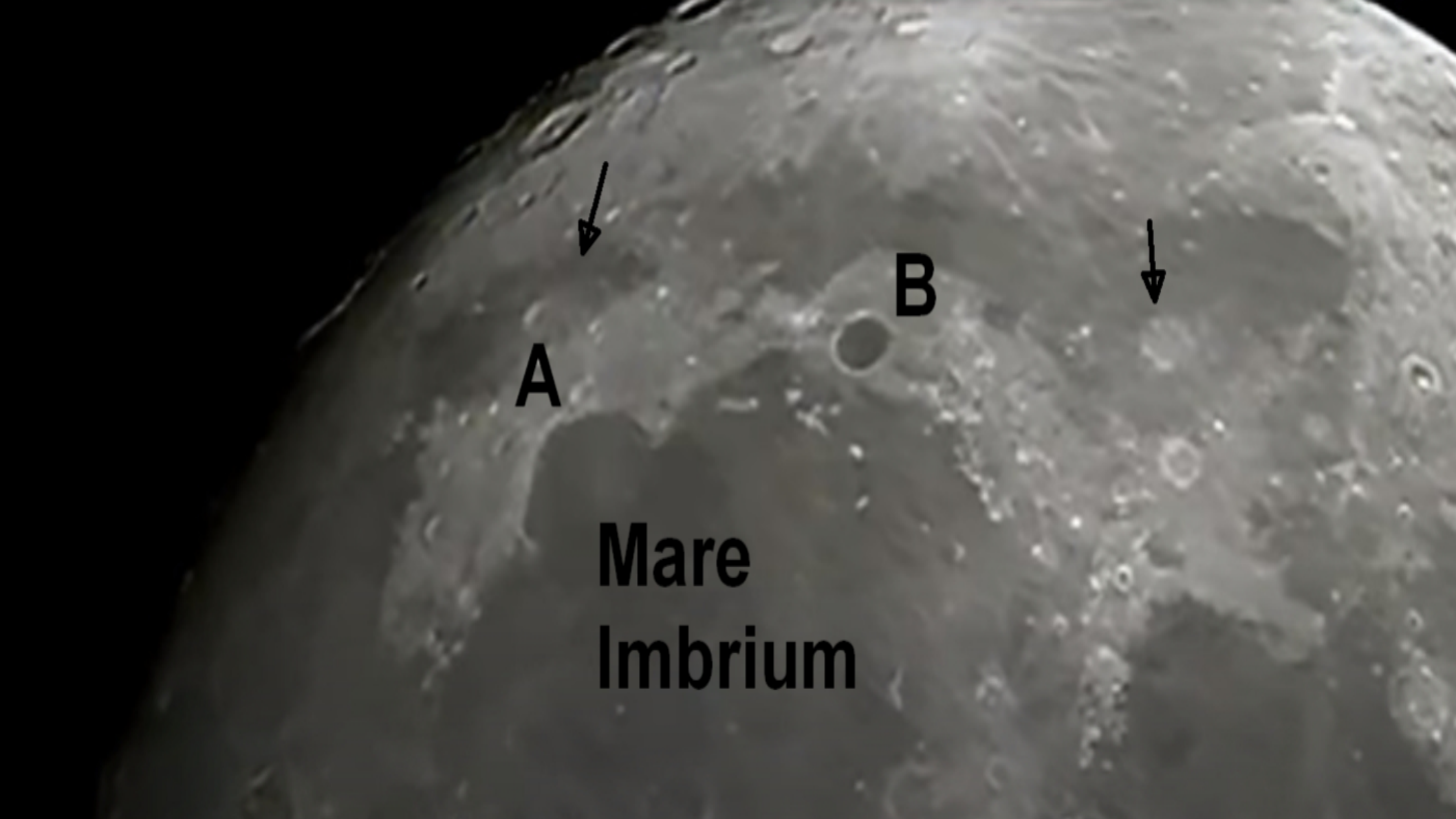
**B**

**Mare  
Imbrium**

# The Moon is artificial

- Please observe the style of construction of areas A and B.
- Notice that area A has been raised with huge columns from the Moon surface.
- The area B has been raised even more – maybe many kilometers.
- Note that the surfaces look like being made of metal.





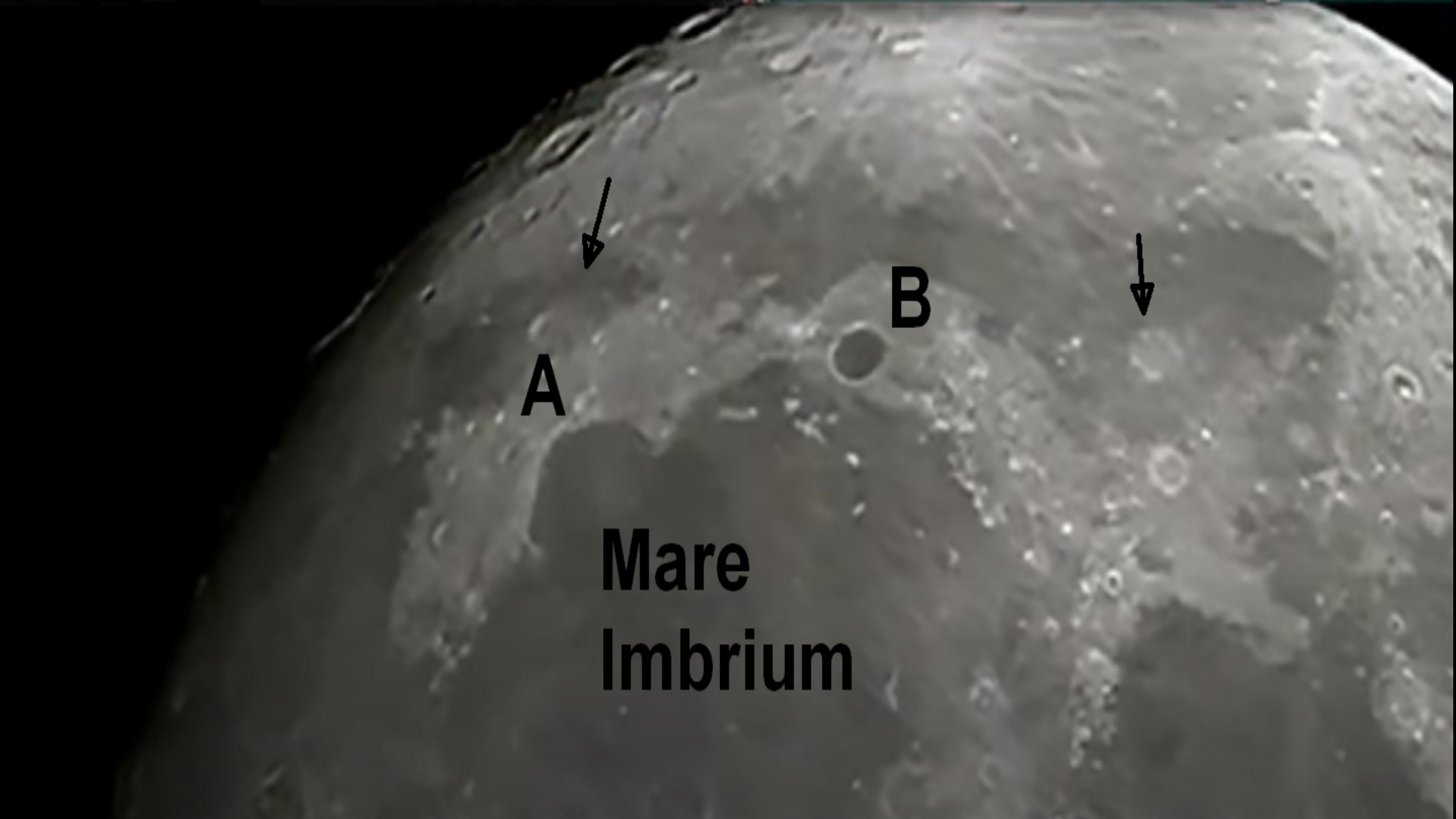
**A**

**B**

**Mare  
Imbrium**

# The Moon is artificial

- See the construction below point B. An enormous Multilevel building with tubes and motors on the upper floors .
- Note the huge tube going from point B to the axles connection point behind the A area. Remember that this tube is probably more than a hundred kilometers long.



**A**

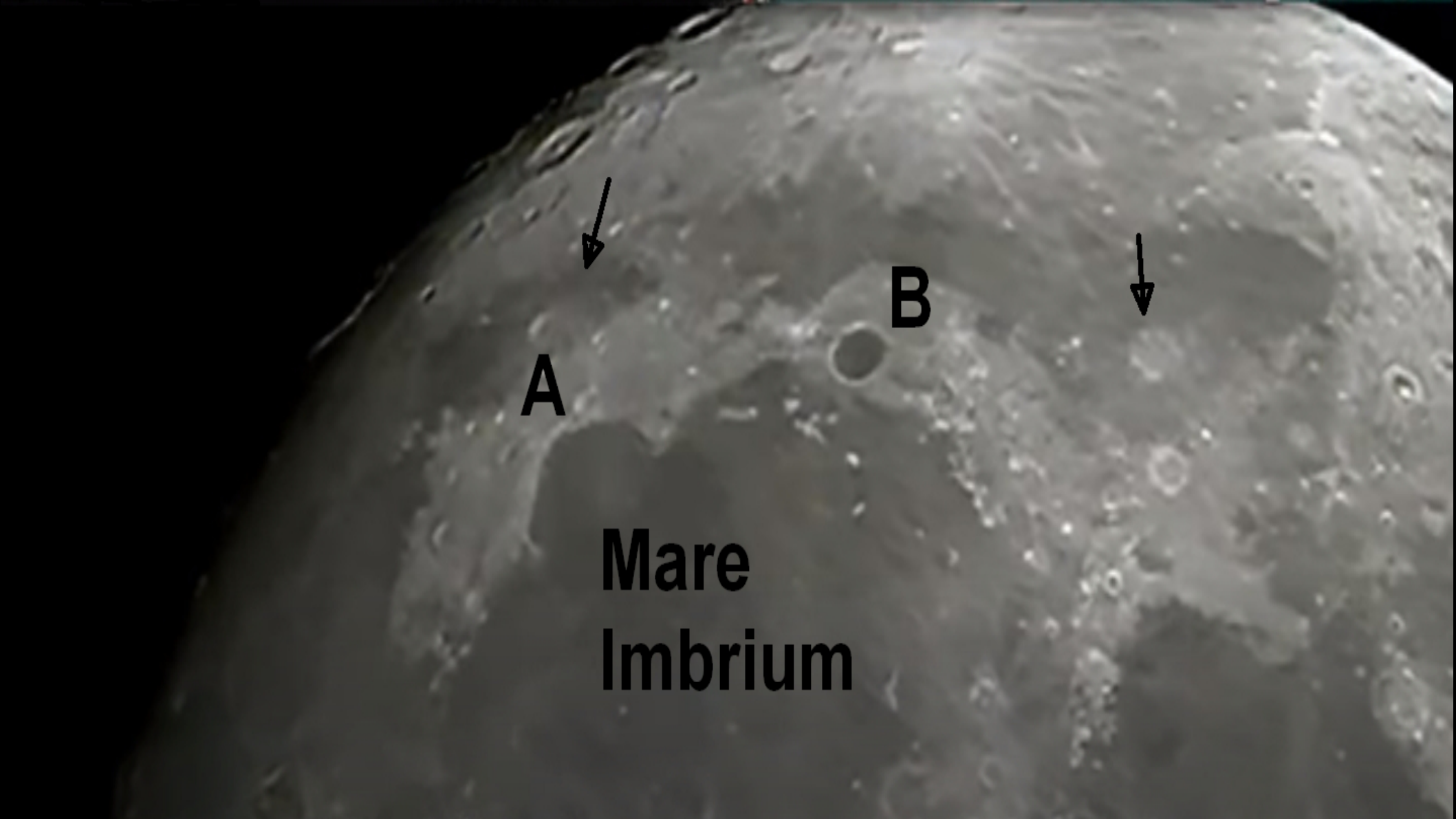
**B**

**Mare  
Imbrium**



# The Moon is artificial

- Notice the two Arrows pointing to important points where the metal axles connect with the surface of the Moon.
- Notice how the huge axles below the surface of the Moon are visible.
- Note the enormous axles going downwards from these connection points marked with Arrows.



**A**

**B**

**Mare  
Imbrium**

# The Moon is artificial

- In next picture notice the huge axle going through Mare Serenitatis. It goes from the North of the Moon down to the South of the Moon. It is the Main axle of the artificial structure of the Moon and it has a length of 3450 kilometers. Image any construction or any tube of similar length on Earth.
- Also note the construction under the letter D (called “Palus Somni”). It is a clear point of reference if you ever will feel being lost on the Moon.



A

B

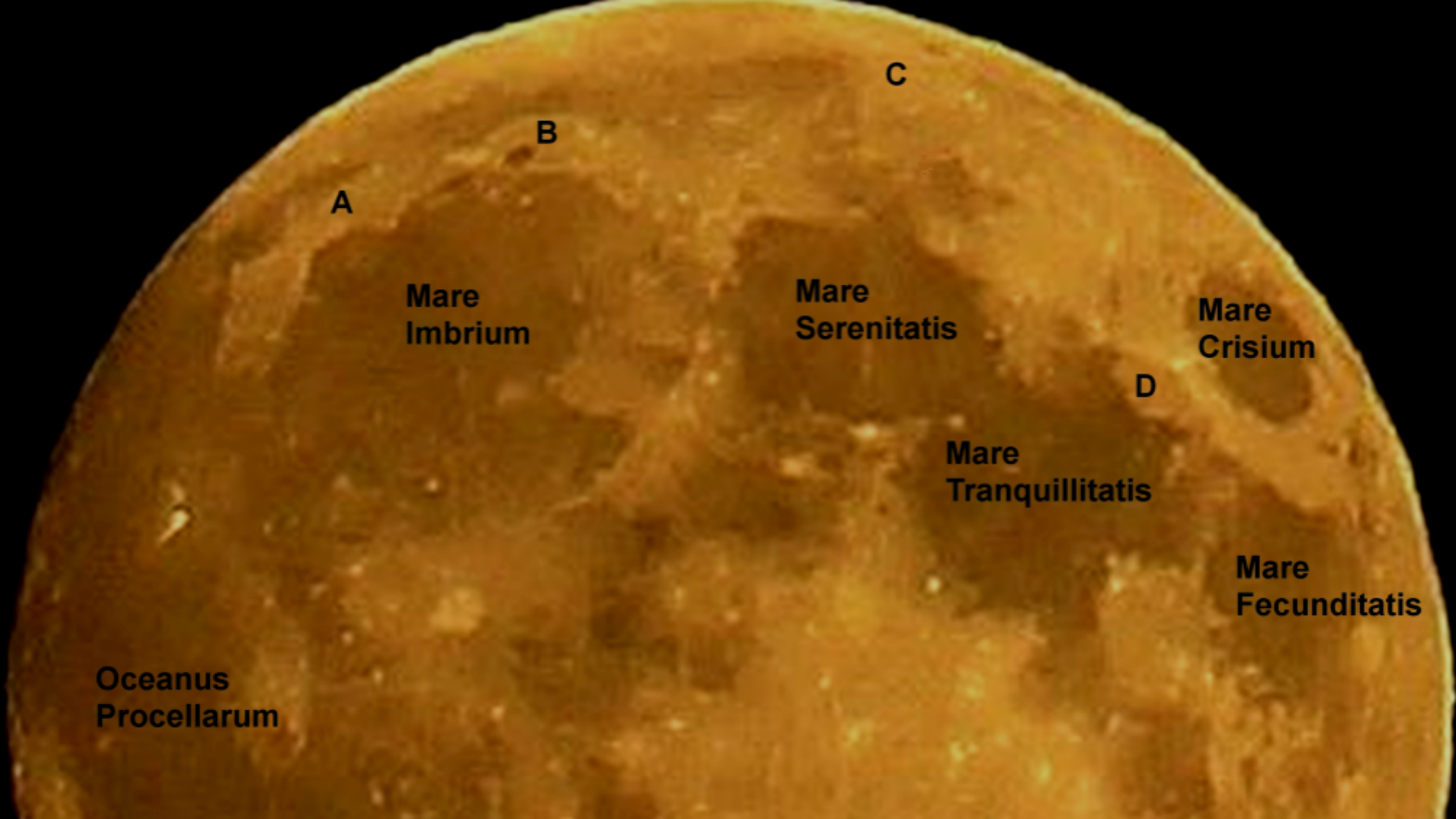
Mare  
Imbrium

Mare  
Serenitatis

Mare  
Crisium

D





A

B

C

D

Mare  
Imbrium

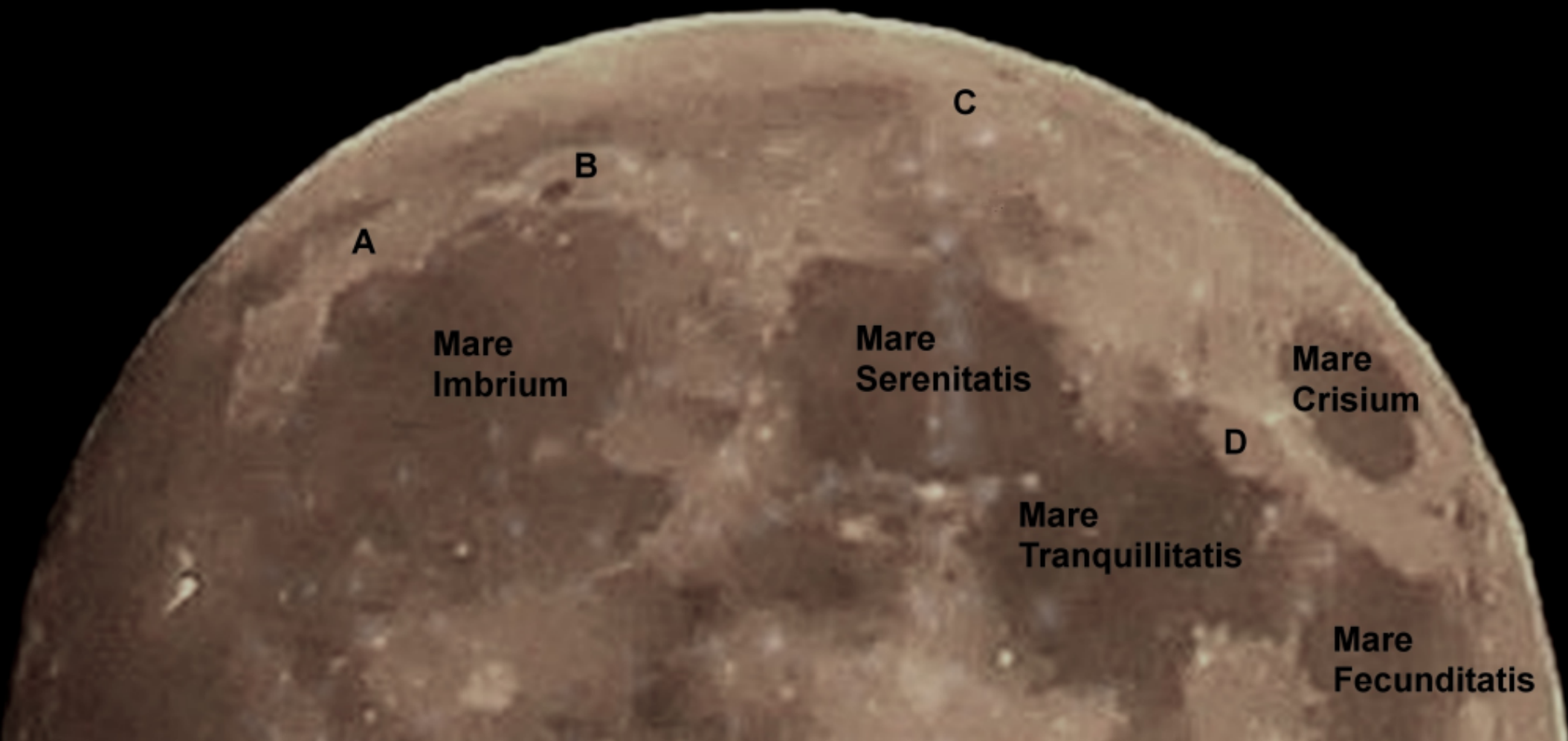
Mare  
Serenitatis

Mare  
Crisium

Mare  
Tranquillitatis

Mare  
Fecunditatis

Oceanus  
Procellarum



A

B

C

D

Mare  
Imbrium

Mare  
Serenitatis

Mare  
Crisium

Mare  
Tranquillitatis

Mare  
Fecunditatis

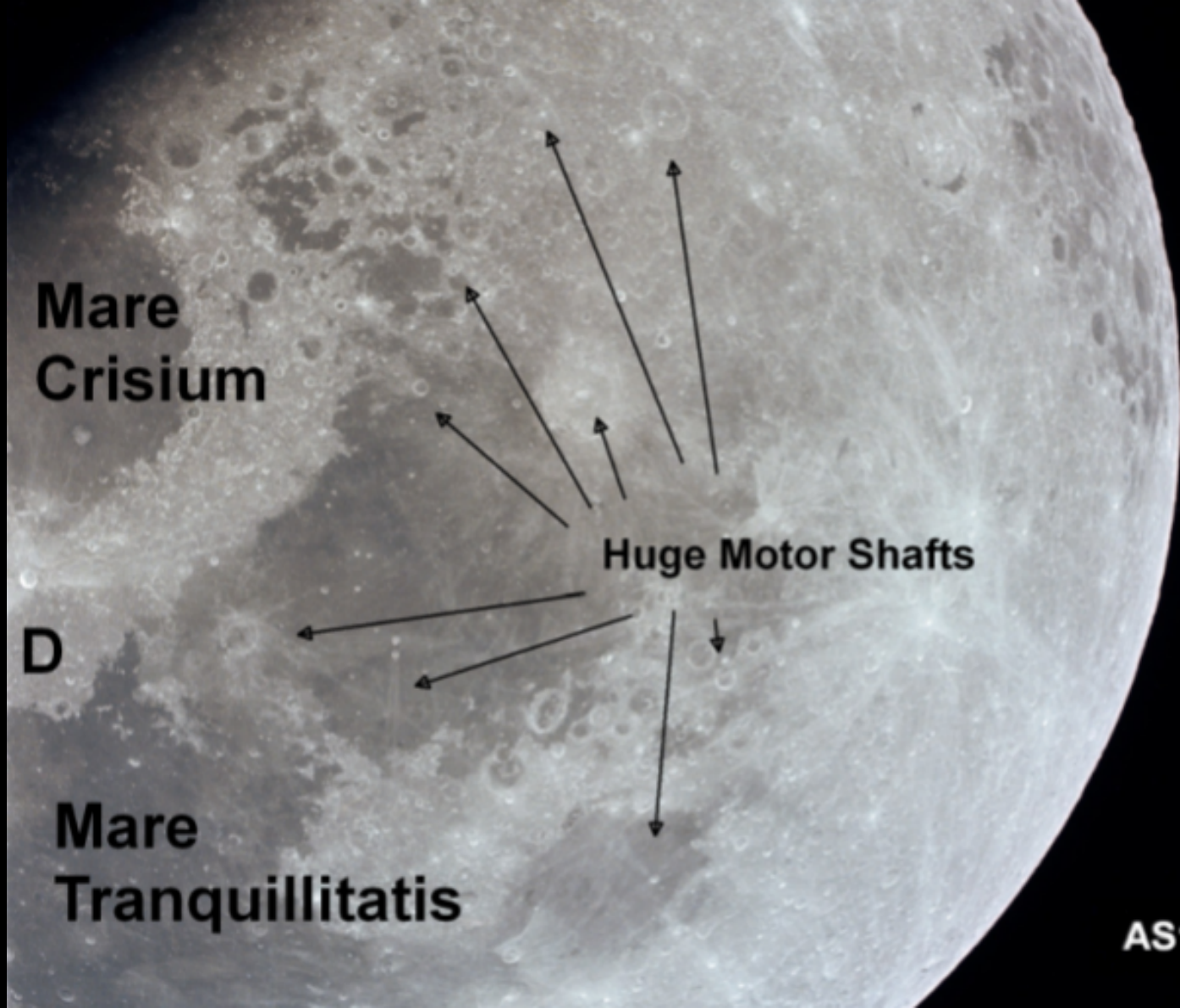
**Mare  
Crisium**

**D**

**Mare  
Tranquillitatis**

**Huge Motor Shafts**

**AS10-27-3942 HR**



# The Moon is artificial

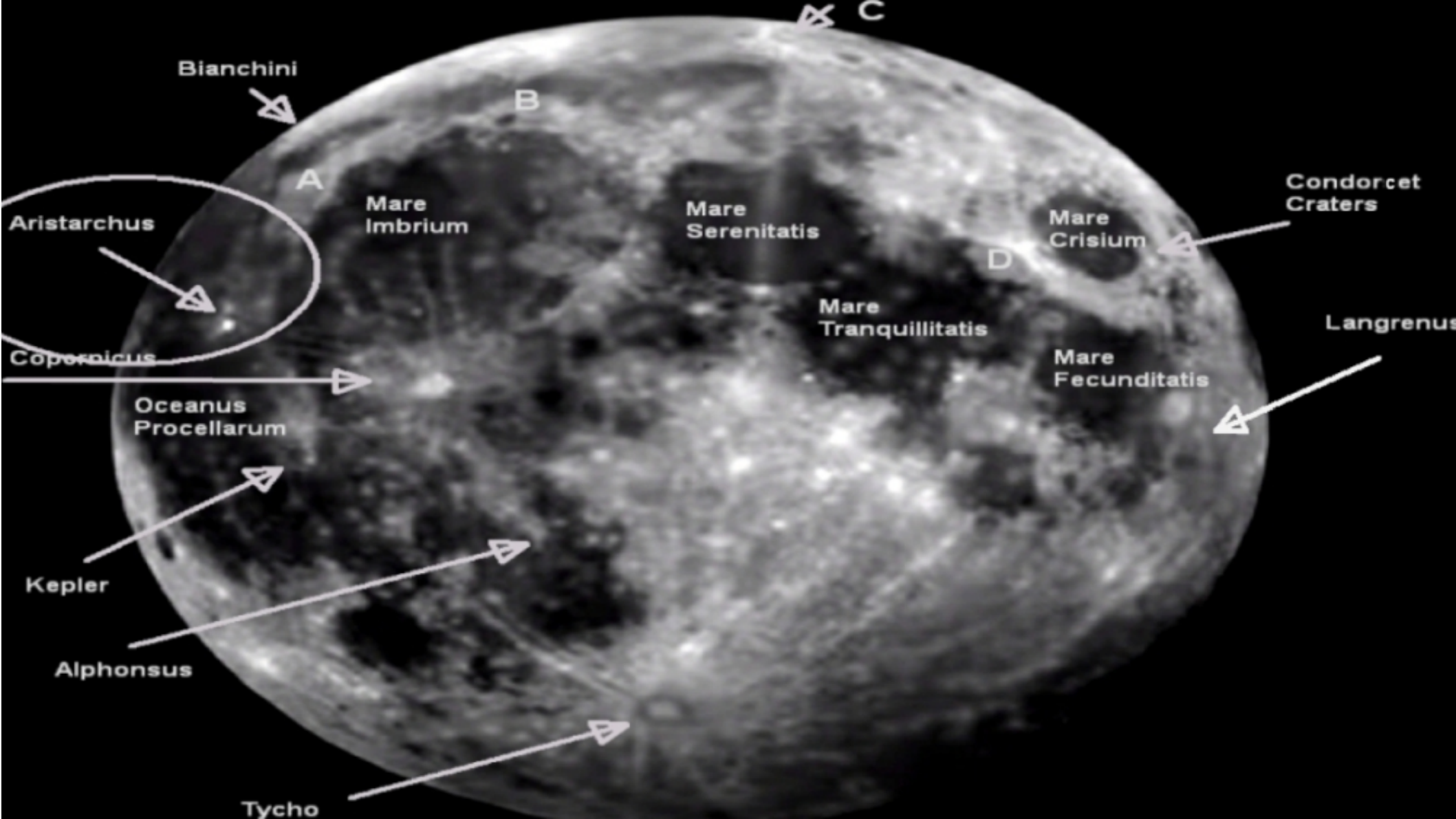
Here's an example of MOON LIVE STREAMING.

In this video you can see some huge engines inside the Moon. Observe the time between 1:00 and 1:15. Also other parts of this video are super interesting.

<https://youtu.be/iIYx1JmYOAac>

Watch this video NOW!

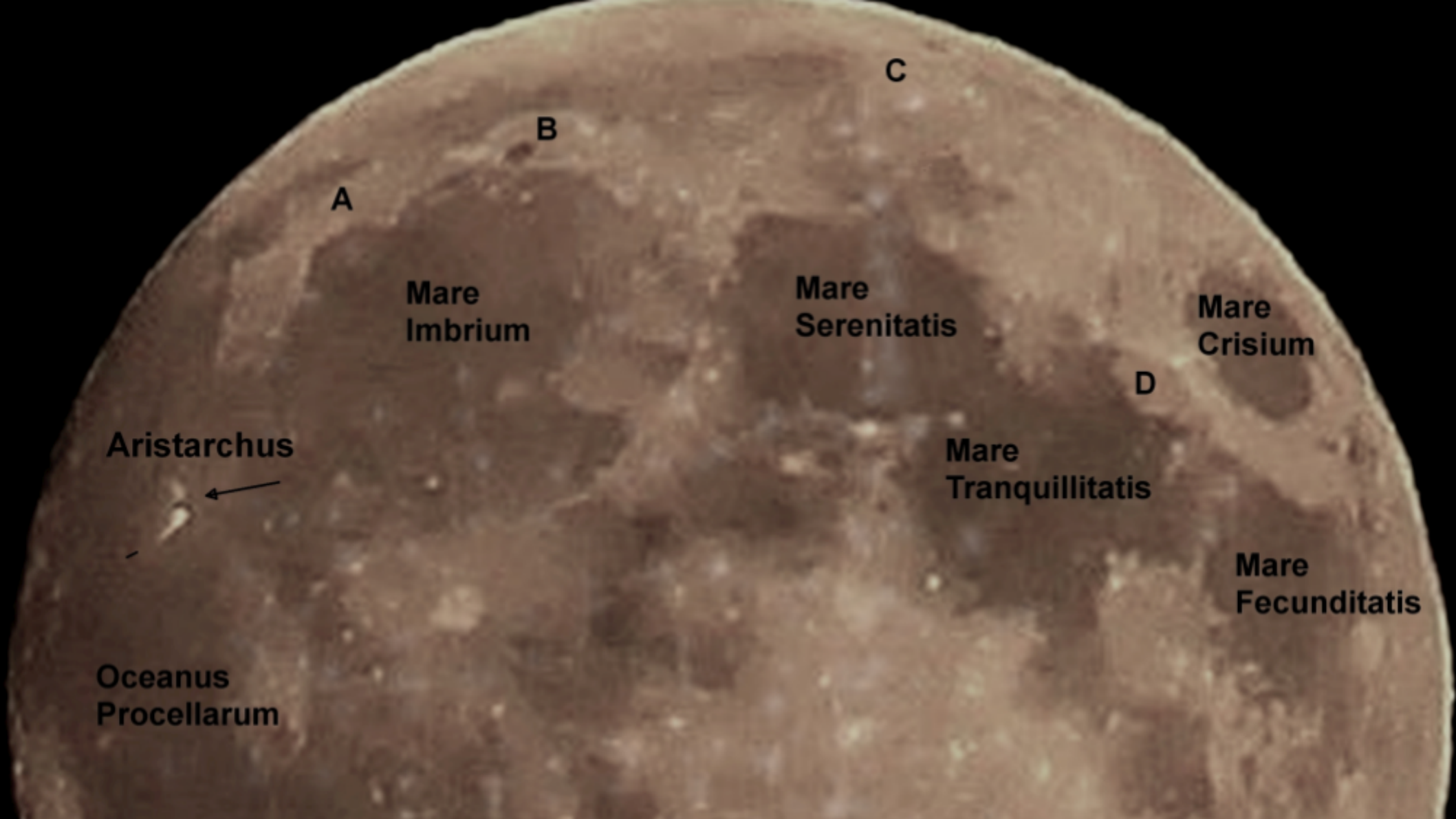




# The Moon is artificial

Going Westward to the East side of Oceanus Procellarum. Here is situated ARISTARCHUS.

Aristarchus is a crater, but contains an important point for the connection of internal axles to the surface layer of the Moon.



C

B

A

Mare  
Imbrium

Mare  
Serenitatis

Mare  
Crisium

D

Mare  
Tranquillitatis

Mare  
Fecunditatis

Aristarchus



Oceanus  
Procellarum

Aristarchus Crater  
West Wall  
Depth >3000 meters  
Diameter 40 kilometers  
LROC NAC Oblique

Image of high resolution  
science image of the  
crater floor

Aristarchus

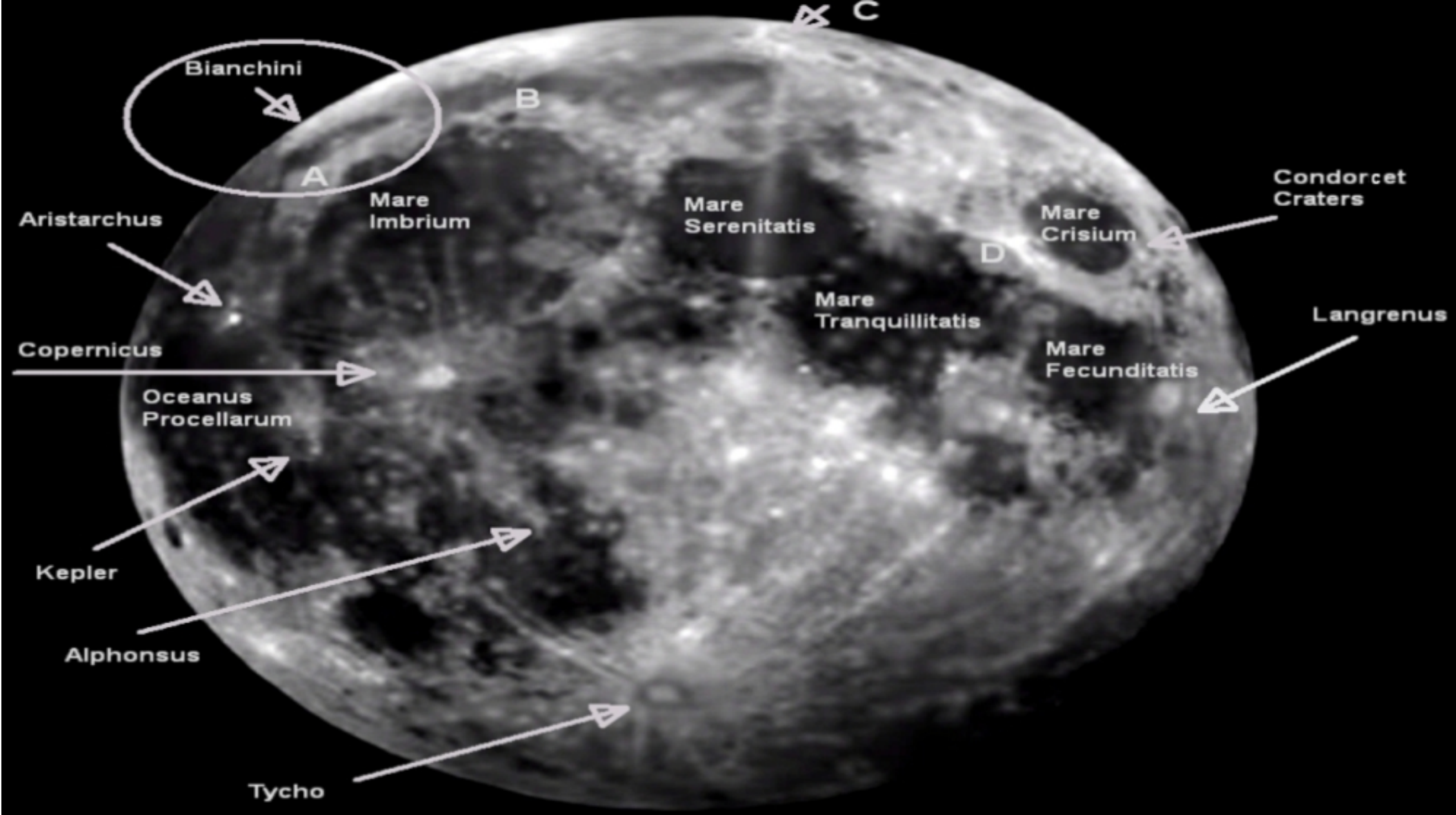


# The Moon is artificial - Aristarchus

To see exactly what is inside Aristarchus Crater please open in your navigator a new window for these two youtube videos:

- <https://youtu.be/vwiBLJlgb8c>
- <https://youtu.be/h6FLrmnOk5Q>

Please do not go ahead until you have seen these two videos!



# The Moon is artificial - Bianchini

- I could not find a good picture on Bianchini. However there is this Japanese KAGUYA video and with it you can have a better overview of the whole area around Bianchini:

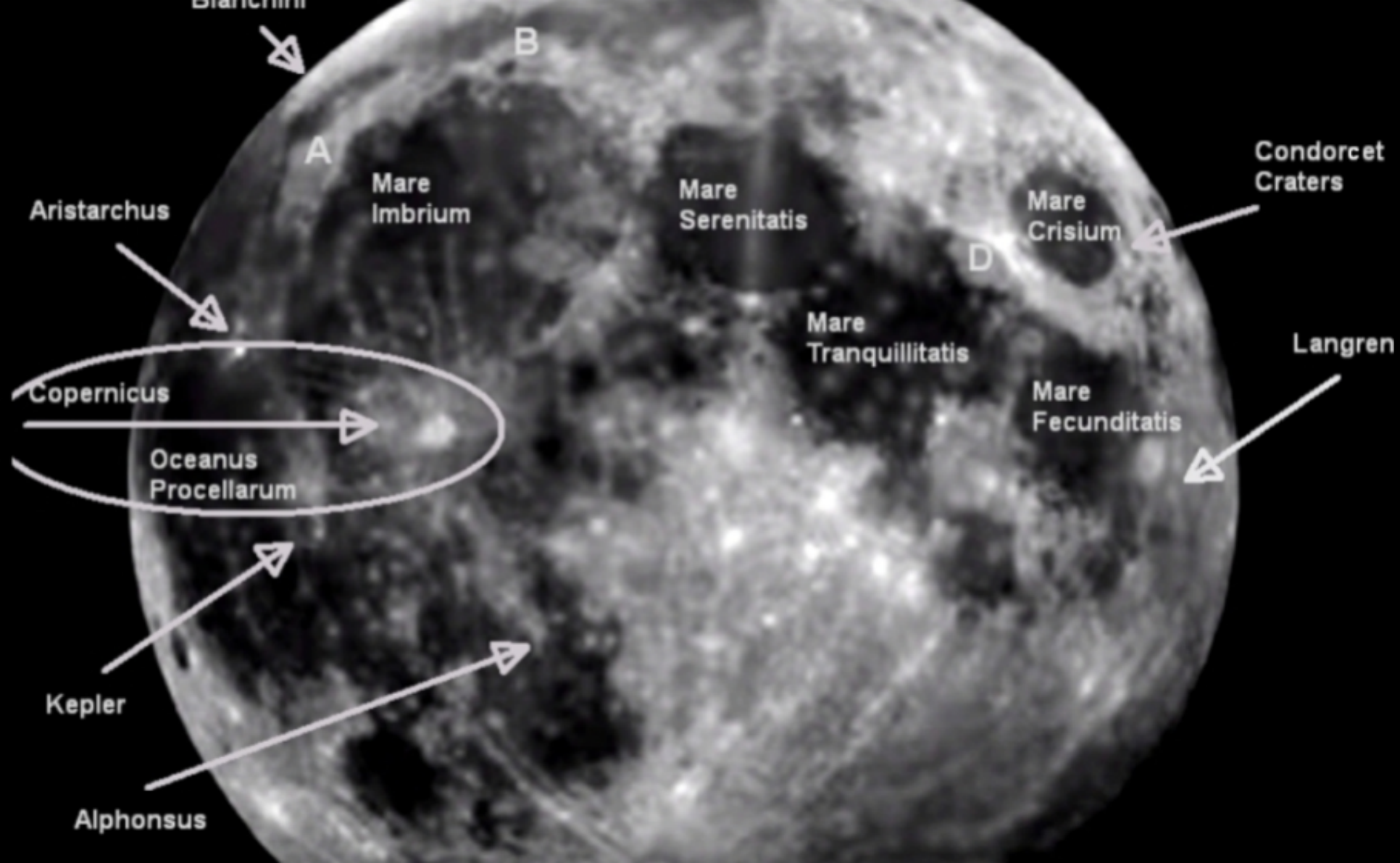
- <https://youtu.be/wsW5cx2t55w>

Hint: Stop the video and use your magnifying glass (built in Windows 10). Notice the huge tubes and motors/generators/pumps under the glassy surface of Sinus Iridum (please remember - it is not water!).

**MOONFACT.COM**

Moon videos with data and info with facts about the moon anomalies found.

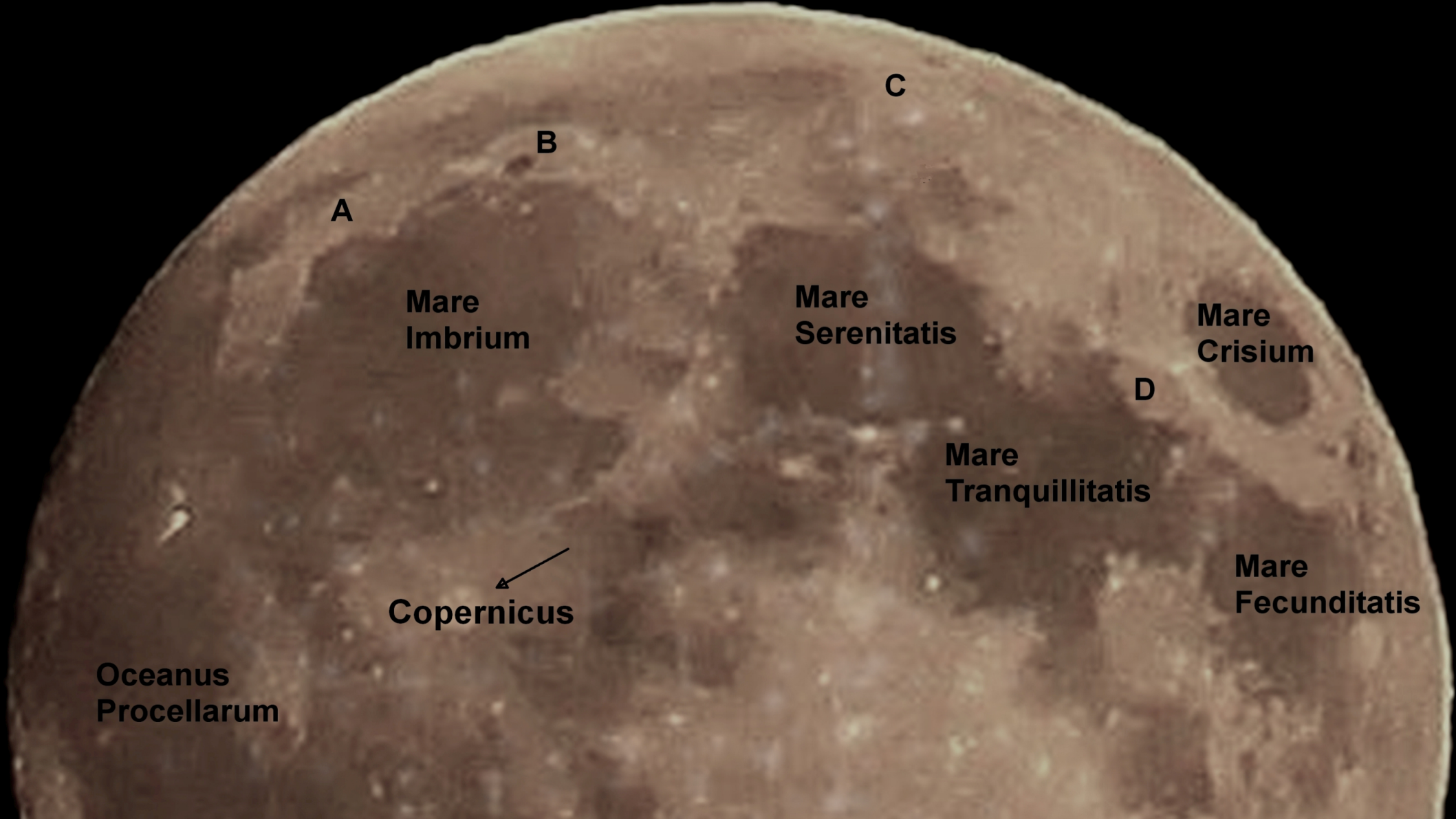
Moon photo by Marie Lähteenmaa





# The Moon is artificial - Copernicus

- Copernicus Crater is situated on the southern border of Mare Imbrium and to the East of Oceanus Procellarum. Copernicus has a diameter of 93 kilometers.
- Copernicus Crater is a very important point connecting the internal axles and the surface layer of the Moon.



**A**

**Mare  
Imbrium**

**B**

**C**

**Mare  
Serenitatis**

**Mare  
Crisium**

**D**

**Mare  
Tranquillitatis**

**Mare  
Fecunditatis**

**Copernicus**




**Oceanus  
Procellarum**

# The Moon is artificial - Copernicus

There are two photos of Copernicus:

- 1. Copernicus Crater by NASA. In this photo everything is covered by sand and the objects in the center look more like stones.
- 2. A snapshot of Copernicus Crater by Japanese KAGUYA. There is no sand nor stones. Everything looks to be metallic and the walls of the crater have high number of motors and/or generators.



PIA00094





JAXA

# The Moon is artificial - Copernicus

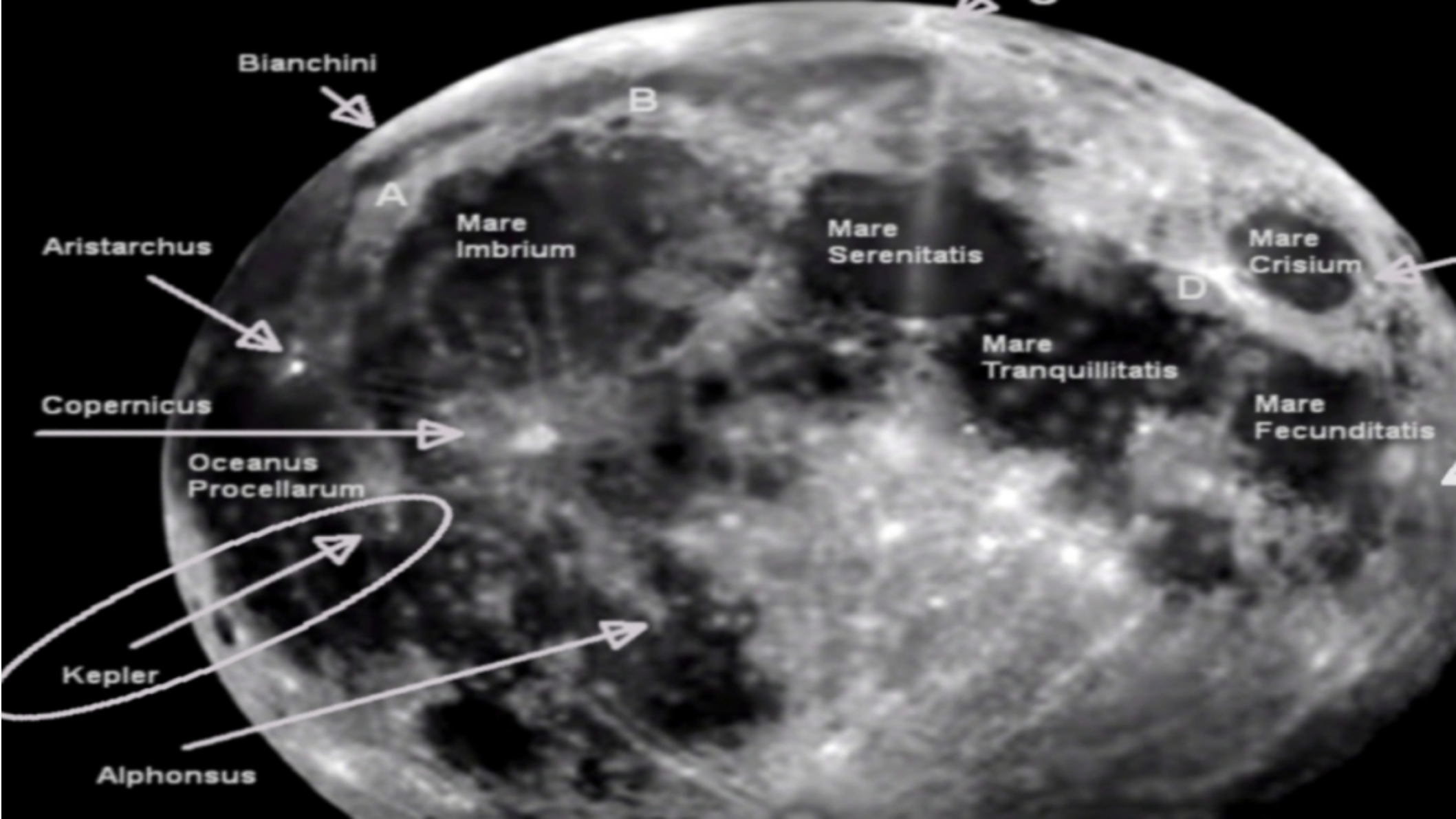
- For more details see the the video in youtube at
- <https://youtu.be/DCgmX50-fEM>

Hint: Stop the video and use your magnifying glass (built in Windows 10).

# The Moon is artificial - Copernicus

What a surprise! The same photo object, but resulting to so different view and interpretation of the content. How come?

This also shows the importance of having alternate sources of information.





# The Moon is artificial - Kepler

There are two excellent youtube videos about Kepler:

1. Kepler crater Moon video

<https://youtu.be/AFVxFJpvoRE>

--- Recommended - please, see this video ----

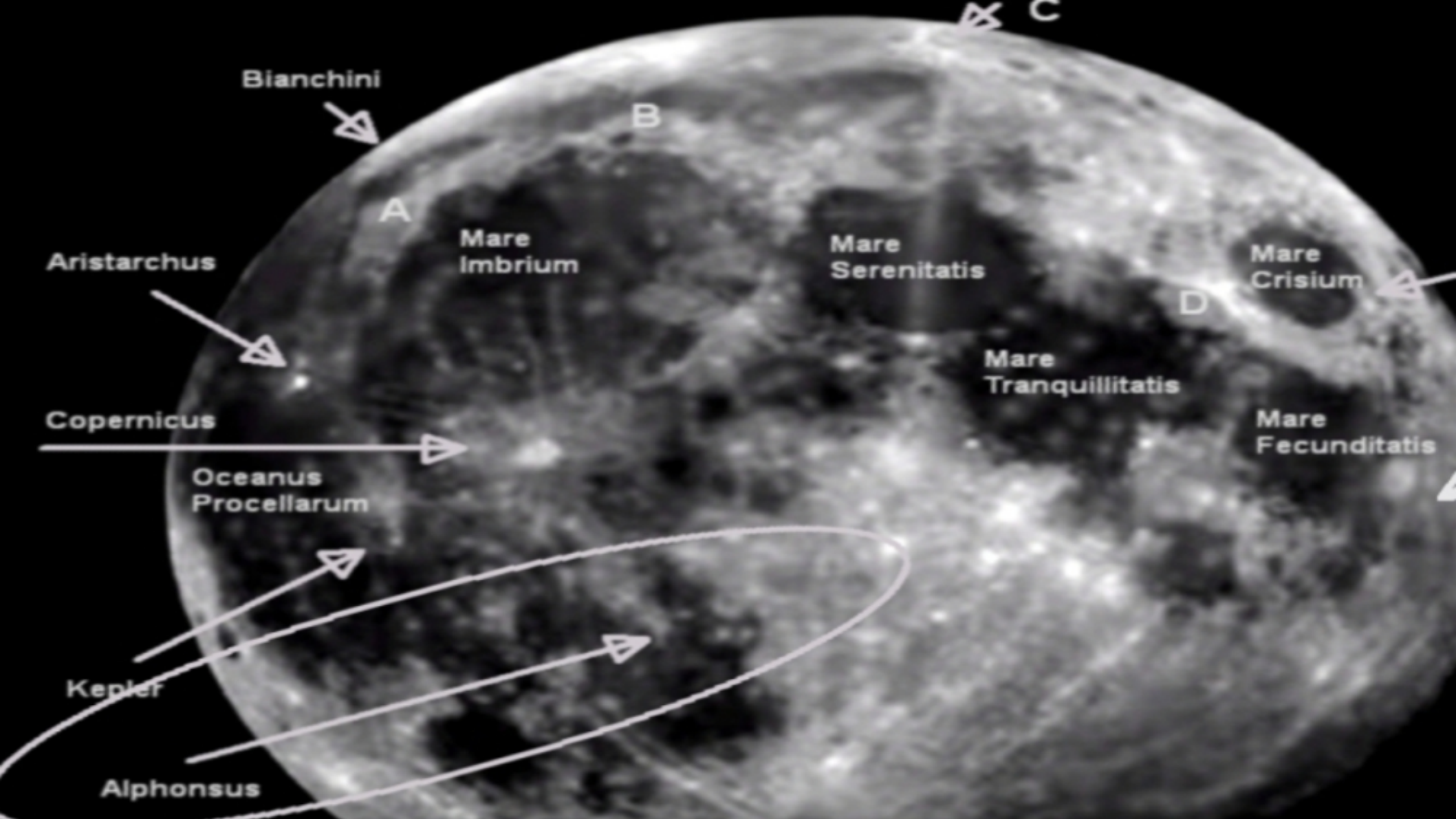
2. The Moon - Kepler "Crater" Flyover

<https://youtu.be/WpROsa7PZUo>

# The Moon is artificial - Kepler

- The first one is a view with telescope inside the crater. The second is more about the surroundings of the crater.

Do not go ahead until you have seen the above videos



# The Moon is artificial - Alphonsus

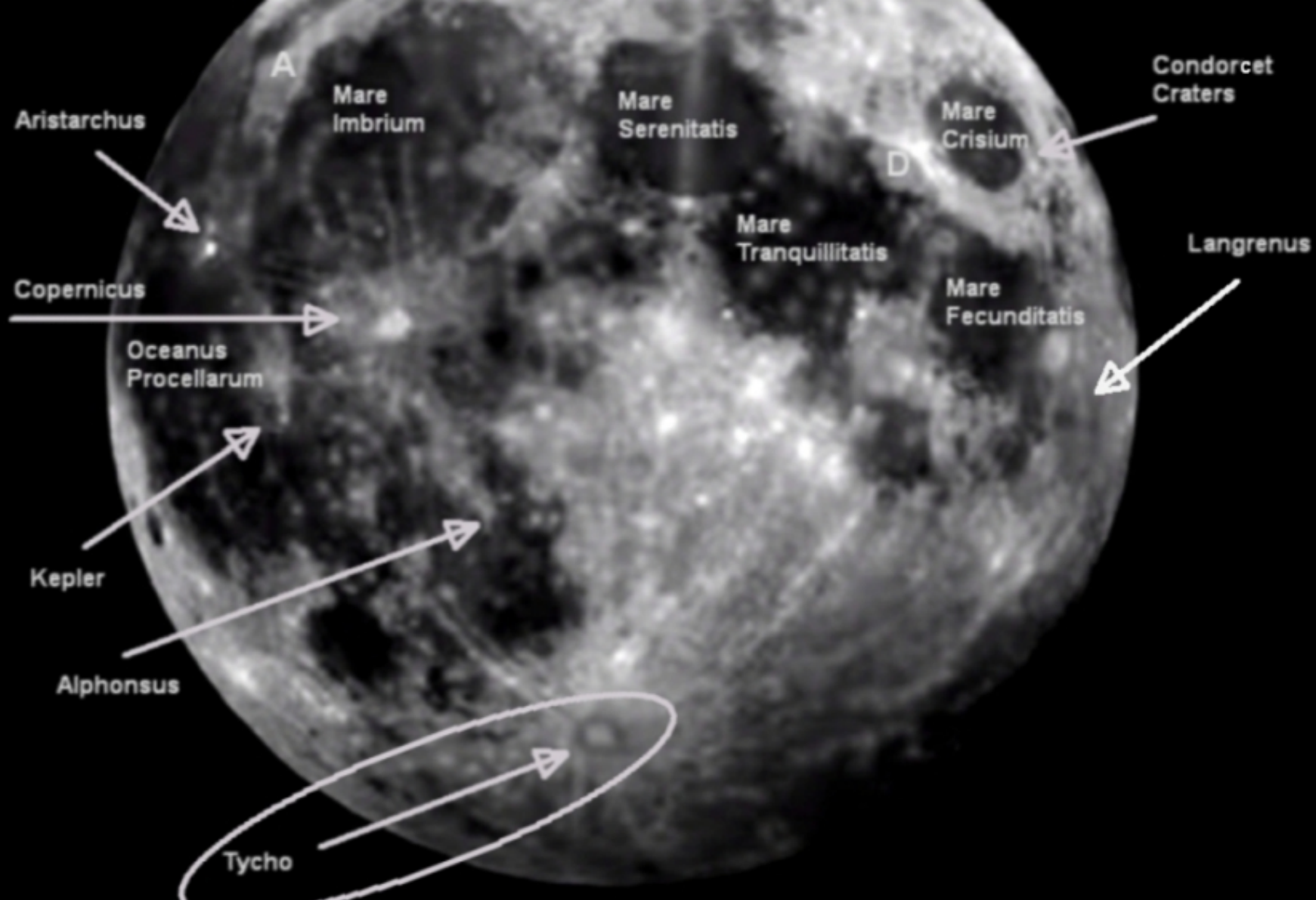
The available information about Alphonsus is that it is a crater. In my opinion it may have been a crater, but now there is very little left of that – if any. So I would be willing to say that it is an artificial crater build with tubes and motors/generators/pumps. It is full of metallic equipment. In the center peek a motor and the tubes and the other motors alongside the wall. So as a camouflage it only imitates to be a crater.



# The Moon is artificial - Alphonsus

- Please see the following video:
- Alphonsus crater on the Moon by telescope

<https://youtu.be/0qo6Rh3JIWQ>





A

B

C

D

Mare  
Imbrium

Mare  
Serenitatis

Mare  
Crisium

Mare  
Tranquillitatis


Mare  
Fecunditatis

Oceanus  
Procellarum

Mare  
Nubium

Mare  
Humorum

Tycho




Tycho



# The Moon is artificial - Tycho

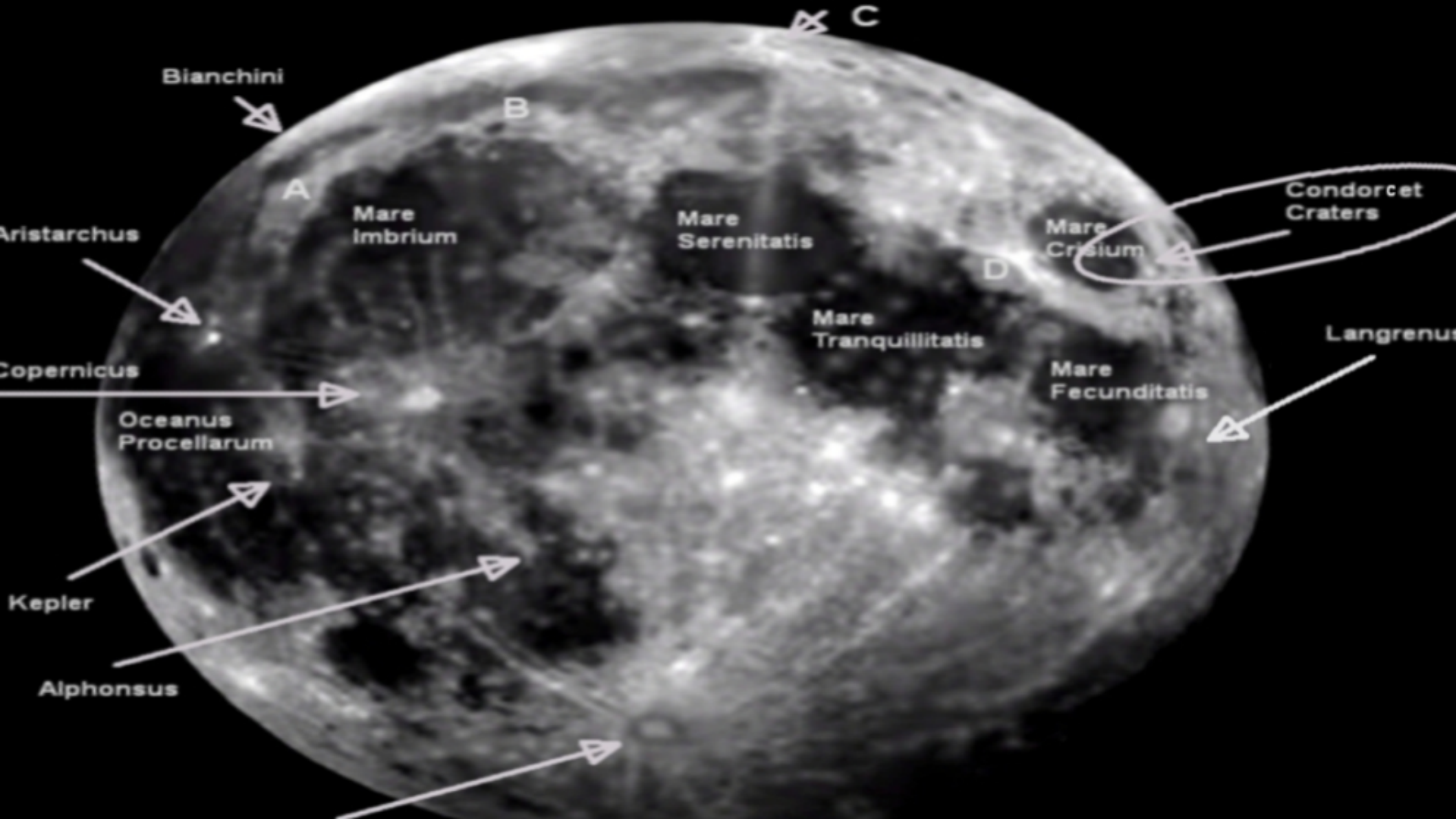
- The Southernmost crater is called Tycho.
- In this original NASA picture the motors/generators appear to be hidden.

In Tycho crater there are many motors/generators/pumps, but they are covered with thick camouflage.



Hidden Motors/Generators

Tycho\_crater\_NASA\_3374



# The Moon is artificial - Condorcet

When looking for information about Condorcet Craters youtube offered me this video.

## BINGO!

This was exactly what I was looking for.

- Open a new window in your browser and see this original Apollo 17 video. (Obviously it has not been re-edited!).



# The Moon is artificial - Condorcet

Apollo 17 - 16-mm magazine 1342-BB video in youtube

[https://youtu.be/lUdTVj\\_Znv0](https://youtu.be/lUdTVj_Znv0)

Please see this video NOW before you will go any further!

The video lasts only 4m 24 sec. However be patient, the first 1m 30 sec is just the time needed to arrange the camera in proper way for shooting.

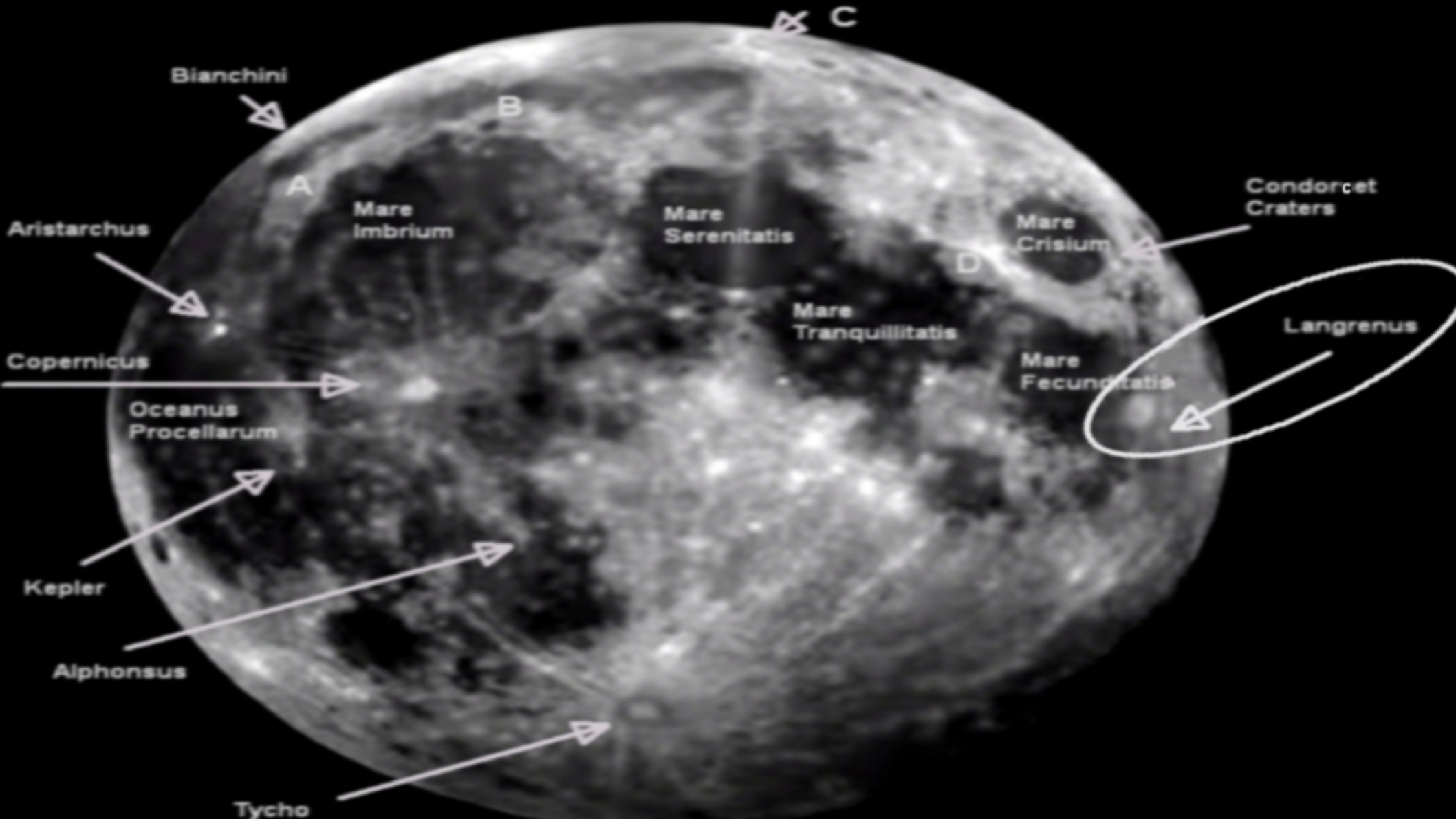
# The Moon is artificial - Condorcet

- I cannot guarantee that the content is about Condorcet, but actually it does not matter because this video is a treasure and proves just what I am saying. Besides it proves that NASA knew already 50 years ago all about these tubes and motors/generators/pumps. And I assume many of the Apollo photos and videos are showing similar views and they count in thousands.

# The Moon is artificial - Condorcet

- How come NASA is still saying after 50 years that they have not found any sign of biological life nor ancient cultures on the Moon.

Besides this report there are a huge number of projects going on in many countries, and any person can purchase a new modern telescope and see himself or herself what is going on in the Moon. Now the truth is coming out loud and clear. For NASA every day passing by it will be harder to admit the truth.





# The Moon is artificial - Langrenus

- Please, see the following Japanese video:  
KAGUYA taking around "Langrenus" by HDTV

[https://youtu.be/va-z\\_0oqEzw](https://youtu.be/va-z_0oqEzw)

In the center of the crater I did count one motor and another one alongside the wall of the crater.

# The Moon is artificial

Now that you've gotten information about the moon, you can easily identify different things in the next video! Count how many lunar motors / generators / pumps you can find?

[https://youtu.be/\\_FVPIUJe8NA](https://youtu.be/_FVPIUJe8NA)

This video is super interesting. So don't miss out!

# The Moon is artificial

Almost daily we now have new videos with high quality pictures taken with a camera connected to a modern Telescope. The results are very good. Here is another example of a good video. Just count how many Pipes / Motors and other mechanical constructions you can spot in this video!

<https://youtu.be/6WjG1hLRkrA>

# The Moon is artificial

- Ok. I think that is enough for the internal structure of the Moon. There are so many other craters to see. I guess they number in thousands. And all this on this side of the Moon. Really we do not know exactly what is on the backside of the Moon. Some info exists that the other side has even larger number of craters though in general they are somewhat smaller in size.



# The Moon is artificial

Now we will concentrate on some other subjects to become more familiar with our Moon.

# The Moon is artificial

- In the following photo we get familiar with D point and Mare Crisium and its surroundings.
- Look how beautiful decoration! A real master piece of metallic decoration! Like a window in a story for children.



**MOONFACT.COM**

Moon videos with data and info with facts about the moon anomalies found.

Moon photo by Marie Lähteenmaa



D

AS15-94-12851

# The Moon is artificial

Huge images are shown through the “mares”.

“Mares” have a glassy material - very much like our windows, but not quite that transparent.

Often you will find huge several hundred kilometers wide images shown through these windows.



# The Moon is artificial

It is not known how Mr. Moonpal can produce something like 500 kilometers high and wide images. However you can witness this happening almost every night. Just switch on your computer and pick up a LIVE MOON STREAMING-session. The proof is there.

# The Moon is artificial

Maybe you have noticed that in many of the photos in this document you can see a face through the glassy surface of Mare Crisium. It is a permanent image or “camouflage” of that “Mare”. (Actually it is a metallic structure built in such a way to imitate a face! A typical camouflage on the Moon.)

Mare Crisium has a diameter of 556 kilometers

# The Moon is artificial

There are many “mares” or in English “seas” on the Moon. The surface is very transparent both ways - in and out. So through those huge windows the daylight can enter for those who work inside the Moon. They also serve as huge screens to show images of tremendous size.

# The Moon is artificial

Just think!. It is clear that the images are intended precisely for the people of the Earth and that Mr Moonpal wants to send a certain message through them. The “Big Smiling Face” message probably wants to tell you that there are peace-loving creatures on the moon and don’t “good people” bomb the Moon with rocket junk (like abandoned lunar modules) or other objects..



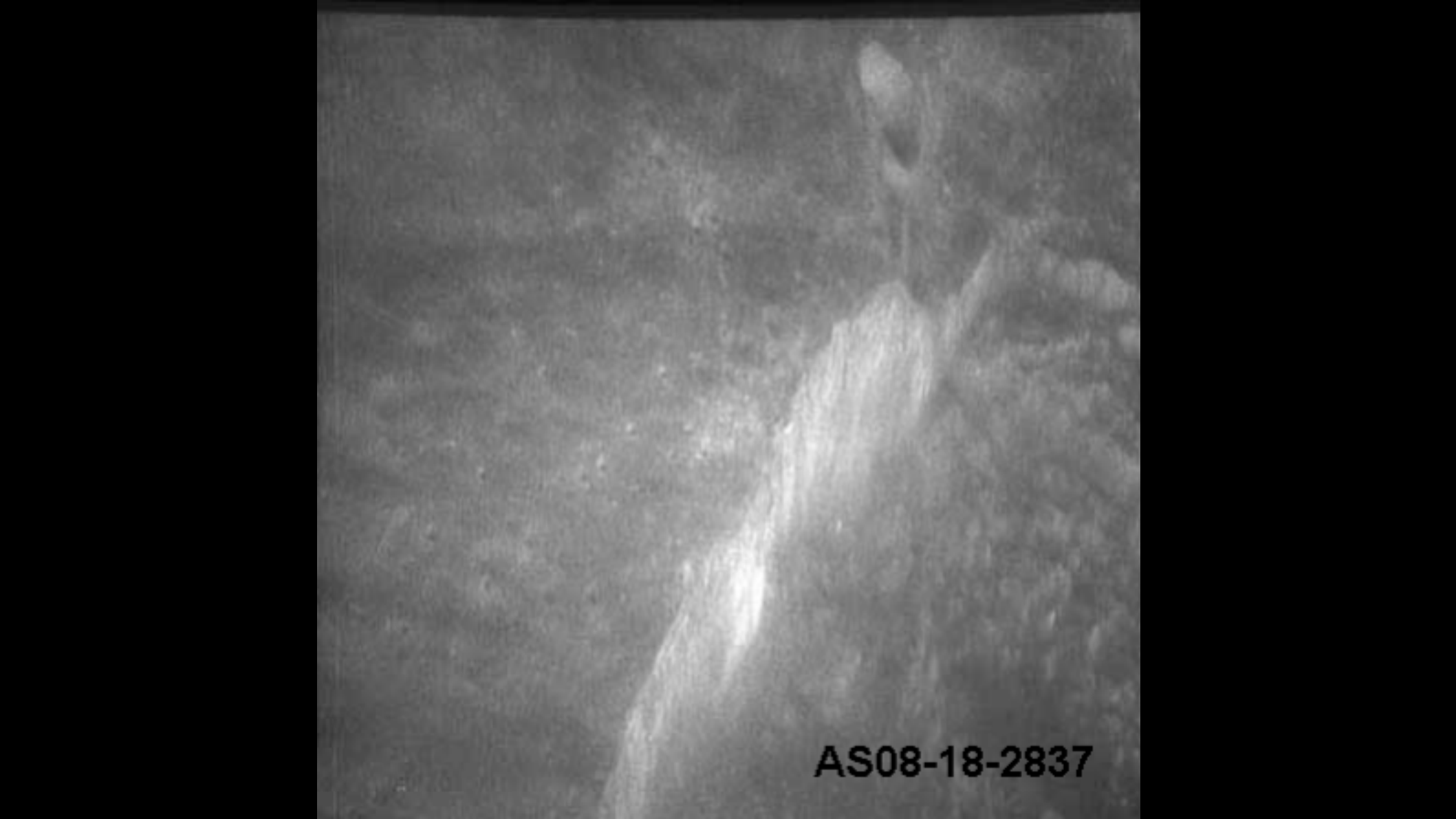
# The Moon is artificial

Whenever needed the “Seas” have been covered with another type of glassy structures. These eliminate the transparency and will safeguard the important structures inside the Moon. Maybe these elements serve as tubes of light (or light bulbs) to illuminate at night as well.



# The Moon is artificial

The following photo from the far side of the Moon shows a wall made of glassy material. Probably the same material which covers the “seas” on the Moon. The wall proves that Mr Moonpal has the technology to produce enormous areas of this glassy material. So with this material he could have produced the “seas” as well. (This puts in doubt the theories of lava fulfilling the craters creating the “seas”.)



AS08-18-2837



# The Moon is artificial - General

- The artificial structure of the Moon is in many aspects very fragile. So it is everything for those who live there. And they do everything possible to hide the structure with some kind of camouflage. The question is how you can hide objects that are so huge. Many of the motors/generators/pumps have a size which is measured in kilometers rather than in meters or in centimeters. It is the same with the huge tubes running all over on the Moon.

# The Moon is artificial - General

- Moon is fragile for all kind of impacts. There is no atmosphere to safeguard against meteorites. NASA has placed seismographs on the MOON. So now there is information when there is an impact. And they are plenty.
- I am totally against any plan to bombard the Moon with any objects (like they did with abandoned Lunar Lander Modules).
- Let's respect those who live on the Moon.

# The Moon is artificial - General

- I ask: “For what reason they have those huge tubes all over the Moon? For water, for waste water or for the air? Maybe for all of those, but certainly they do not need that many huge tubes for running water! So obviously those tubes are for oxygen?”

# The Moon is artificial - General

There are many other important issues - for example:

1. The moon has no vegetation. So what do they eat? Is life possible in general without plants?
- 2. The temperature of the lunar surface varies daily from -150 to +100 degrees (Celsius). Can anyone live in such difficult conditions?

# The Moon is artificial

Please note! Now that you have gone through this document you can ask any Astronomer, any Amateur astronomer or any Scientist and they will all confirm the things I have written in this document.

It is logical, because they themselves have already been observing and wondering these things, but for various reasons they just did not go any further!



# The Moon is artificial

Concluding remarks and criticism:

My experience of optical illusions is very negative and I cannot trust Mr. Moonpal. Simply Moon Pictures cannot be trusted. However, pipes, piping, motors, etc. apparently do exist. All this is ensured by numerous different sources. But the internal structure of the moon is mainly through Mr. Moonpal. The question is: could Mr. Moonpal be so cunning as to deliberately mislead as to the internal structure of the Moon?

# The Moon is artificial

I hope I have been able to make the proof presented in this document in a way that it leaves no doubts! The Moon is artificial!

If for some reason there are doubts you can send me an email to: [vesavaltonen.fi@hotmail.com](mailto:vesavaltonen.fi@hotmail.com)

If not bombarded with spam I will try to answer everybody as long as it will be possible.

Thank you for your attention!